

MINUTES OF BOARD OF DIRECTORS MEETING
APRIL 20, 2021

THE STATE OF TEXAS
COUNTY OF HARRIS
HARRIS COUNTY MUNICIPAL UTILITY DISTRICT NO. 109

§
§
§

The Board of Directors (the “*Board*”) of Harris County Municipal Utility District No. 109 (the “*District*”) convened in regular session on Tuesday, APRIL 20, 2021 at 6:00 p.m. via videoconference pursuant to Section 551.125, Texas Gov’t Code as modified by the temporary suspension of certain provisions thereof pursuant to guidelines issued by the Texas Attorney General and approved by the Governor for use during the COVID-19 statewide disaster. A roll call was taken of the persons present:

Owen H. Parker, President
Chris Green, Vice President
Cheryl Moore, Secretary
Robin Sulpizio, Assistant Secretary
Nancy Frank, Assistant Secretary

All members of the Board were present. Also attending all or parts of the meeting were Mr. Cory Burton of Municipal Accounts & Consulting, LP, bookkeeper for the District; Mr. Tim Spencer of Ad Valorem Appraisals, tax assessor and collector for the District; Lieutenant Steve Romero of Harris County Precinct 4 Constable’s Office; Mr. Bill Kotlan of BGE, Inc. (“BGE”), engineer for the District; Mr. Clint Gehrke of Water Waste Water Management Services, Inc. (“WWWMS”), operator for the District; and Mr. Dimitri Millas and Ms. Jane Maher of Norton Rose Fulbright US LLP (“NRF”), attorneys for the District.

Pursuant to Section 551.054, Texas Gov’t Code, as modified by the temporary suspension of certain provisions thereof, notice of the meeting was posted on the District’s website within the time limits prescribed by law. The agenda packet was posted on the website as items became available. Certificates of such posting are attached hereto as *Exhibit A*.

Call to Order. President Parker called the meeting to order. He noted that the meeting was being held by teleconference in accordance with federal, state and county directives to slow the spread of COVID-19 by avoiding meetings that bring people together. He said the notice of the meeting included a toll-free dial-in number for members of the public to call so they could hear the meeting and address the Board. He noted that the meeting was being recorded and a recording would be available upon public request. President Parker then set out guidelines for the conduct of the meeting. He asked all participants to identify themselves before speaking. He then proceeded with the meeting business:

1. **Public Comments.** There were no public comments.
2. **Minutes.** The Board considered the proposed minutes of a meeting held on March 16, 2021, previously distributed to the Board. Upon motion by Director Green, seconded by Director Sulpizio, after full discussion and the question being put to the Board, the Board voted unanimously to approve the minutes of the meeting held on March 16, 2021, as presented.
3. **Security Report.** President Parker recognized Lt. Romero, who reviewed the Security Report for the month of March 2021, a copy of which is attached hereto as *Exhibit B*. Upon

motion by Director Moore, seconded by Director Green, after full discussion and the question being put to the Board, the Board voted unanimously to approve the Security Report.

4. **Tax Collector's Report and authorize payment of certain bills.** President Parker recognized Mr. Spencer, who reviewed the Tax Assessor and Collector's Report for the month of March 2021, a copy of which is attached hereto as *Exhibit C*.

Upon motion by Director Sulpizio, seconded by Director Green, after full discussion and the question being put to the Board, the Board voted unanimously to approve the Tax Assessor and Collector's Report and to authorize payment of check numbers 2100 and 2101, from the Tax Account to the persons, in the amounts, and for the purposes listed therein.

5. **Review Bookkeeper's Report.** President Parker recognized Mr. Burton, who presented to and reviewed with the Board the Bookkeeper's Report, a copy of which is attached hereto as *Exhibit D*. Mr. Burton reviewed disbursements from the General Operating Fund.

Upon motion by Director Moore, seconded by Director Green, after full discussion and the question being put to the Board, the Board voted unanimously to approve the Bookkeeper's Report, to authorize payment of the checks in the amounts, to the persons, and for the purposes listed therein and to adopt the Bookkeeper's Report as presented.

6. **Engineer's Report.** President Parker recognized Mr. Kotlan, who presented to and reviewed with the Board the Engineer's Report, a copy of which is attached hereto as *Exhibit E*.

Mr. Kotlan stated that the draft Risk Assessment Summary Report for the American Water Infrastructure Act (2018) has been prepared and is attached to the Engineer's Report for review. He noted that BGE will coordinate with other consultants to finalize the report this month.

Mr. Kotlan stated that for the Stormwater Quality Permit renewals, all stormwater quality permits have been combined into a master permit and have been approved.

Mr. Kotlan stated that BGE has received the fully executed Standard Utility agreement with the Texas Department of Transportation ("TxDOT"), and that the contractor has not started construction on the utility relocations.

Mr. Kotlan reported that for the Water Plant No. 2 Expansion, BGE is in the process of executing contracts and that the Notice to Proceed is expected to issue this month.

Mr. Kotlan reported on the Barents Drive Lift Station and requested permission to contact Champion Volleyball Club of Houston to acquire an easement for the force main from the Lift Station to FM 1960.

Mr. Kotlan stated that BGE has begun the design of the water line extension to Mr. Lee's tract.

Mr. Kotlan reported on a residential leak at 19715 Oak Branch Ct. He reported that a water line on the side lot adjacent to the home may have broken during Winter Storm Uri. He noted that after waster testing and investigation, the District has disconnected the side lot water line on both sides and abandoned it in place. He reported that the homeowner is claiming that there is damage to his foundation, driveway and possibly a mold issue as a result. He stated that BGE is continuing to communicate with the homeowner regarding their concerns.

It was the consensus of the Board to enter into Executive Session at 6:20 p.m. pursuant to Section 551.071 Texas Gov't Code, to confer with their attorney on a matter in which the duty of the attorney to the governmental body under the Rules of Professional Conduct requires confidentiality and regarding potential litigation. At this time all persons left the meeting, except the Board members, Mr. Millas, Ms. Maher, Mr. Kotlan and Mr. Gehrke.

It was the consensus of the Board to enter into public session at 6:40 p.m. Mr. Burton joined the meeting. It was the consensus of the Board to authorize BGE to coordinate with the District's insurance provider regarding the residential leak at 19715 Oak Branch Ct.

Upon motion by Director Moore, seconded by Director Sulpizio, after full discussion and the question being put to the Board, the Board voted unanimously to accept the Engineer's Report and authorize BGE to contact Champion Volleyball Club of Houston to acquire an easement for the force main from the Lift Station to FM 1960.

7. **Executive session pursuant to Section 551.071, Texas Gov't Code.** This item was addressed under the previous item.

8. **Convene in public session.** This item was addressed under the Engineer's Report.

9. **Any necessary action regarding potential litigation.** This item was addressed under the Engineer's Report.

10. **Review Operations Report and authorize repairs.** President Parker recognized Mr. Gehrke, who presented the Operations Report dated April 20, 2021 and a list of delinquent accounts, copies of which are attached hereto as *Exhibit F*. Mr. Gehrke reported that 92.08% of the water pumped was billed for the period March 1, 2021 through March 31, 2021.

Mr. Gehrke reported on various maintenance items.

Mr. Gehrke reviewed an estimate to replace the defective muffler on the generator at Lift Station No. 2 in the amount of \$4,797.86.

The Board discussed the delinquent process. Mr. Gehrke stated that the Board previously approved to continue to suspend service disconnections and waive new late payment charges at least through April 30, 2021, due to Winter Storm Uri.

Mr. Gehrke reviewed customer request letters, copies of which are attached hereto as *Exhibit G*. He stated that the first letter, the customer at 5927 Rivergrove Bend Dr. is requesting that the December 2020 bill be waived due to accidentally running over his own meter box. He stated for the second letter, the customer at 5103 – 5137 FM 1960 East is requesting an adjustment due to a leak. He stated that the third letter, the customer at 41 Kingslake Estates Blvd. is requesting that the North Harris County Regional Water Authority fee be waived. It was the consensus of the Board to not grant the requests for the three customers.

Upon motion by Director Green, seconded by Director Moore, after full discussion and the question being put to the Board, the Board voted unanimously to approve the Operations Report, the estimate in the amount of \$4,797.86 for the replacement of the defective muffler on the generator at Lift Station No. 2.

11. **Approve amendment to Lease Agreement with Inframark related to insurance.** President Parker recognized Mr. Millas, who presented to and reviewed with the Board the Second Amendment to the Lease Agreement Between the District and Inframark (the "Second Amendment"),

a copy of which is attached hereto as *Exhibit G*. He stated that the Second Amendment includes the necessary insurance provisions.

Upon motion by Director Moore, seconded by Director Sulpizio, after full discussion and the question being put to the Board, the Board voted unanimously to approve the Second Amendment.

12. **Selection of representative to vote in AWBD bylaw election.** Mr. Millas stated that the Board can designate a director to vote in the Association of Water Board Directors (“AWBD”) bylaw election on behalf of the District. It was the consensus of the Board to designate President Parker as the representative.

THERE BEING NO FURTHER BUSINESS TO COME BEFORE THE BOARD, the meeting was adjourned.

* * *

The above and foregoing minutes were passed and approved by the Board of Directors on May 18, 2021.

/s/ Owen Parker
President, Board of Directors

ATTEST:

/s/ Cheryl Moore
Secretary, Board of Directors



HARRIS COUNTY MUNICIPAL UTILITY DISTRICT NO. 109

NOTICE

In light of the Office of the Governor's statewide disaster declaration related to the spread of the COVID-19 virus, and the temporary suspension by the Texas Attorney General of certain provisions of the Texas Open Meetings Act to allow telephonic or videoconference meetings without requiring a physical meeting location open to the public, take notice that the Board of Directors of Harris County Municipal Utility District No. 109 will meet via telephone and videoconference at 6:00 p.m. on **Tuesday, April 20, 2021**. Meeting documents will be made available at <https://www.waterdistrict109.com/meetings/index.html> prior to the meeting.

VIDEOCONFERENCE MEETING. You can join by computer or any smart device with the Zoom app. Join Zoom Meeting:

<https://nortonrosefulbright.zoom.us/j/99842914523?pwd=b3JDT1A3UHNndnBTZldlQmZwZnZtdz09>

If you decide not to use the Zoom app you can use the dial-in information below to connect by voice with any phone.

**— DIAL IN INSTRUCTIONS:
CALL TOLL FREE: 1-346-248-7799
MEETING ID: 998 4291 4523
PASSWORD: 170225**

At such meeting, the Board will consider and act on the following matters:

1. Public comments;
2. Approve minutes of the meeting held on March 16, 2021;
3. Report by Harris County Precinct Four Constable and action relating to security;
4. Review Tax Collector's Report and authorize payment of certain bills;
5. Review Bookkeeper's Report, and authorize payment of certain bills, and approve quarterly investment report;
6. Review Engineer's Report, including approval of pay estimates, authorization of change orders to pending construction contracts, and authorize capacity commitments;
7. Executive session pursuant to Section 551.071, Texas Gov't Code, to confer with attorney re matters where the duty of the attorney to the Board requires confidentiality and re potential litigation;
8. Convene in public session;
9. Any necessary action regarding potential litigation;
10. Approve Operations Report, authorize repairs and approve termination of delinquent accounts in accordance with the District's Rate Order;
11. Approve amendment to Lease Agreement with Inframark related to insurance;
12. Selection of representative to vote in AWBD bylaw election, and such other matters as may properly come before it.



Norton Rose Fulbright US LLP
Attorney for District

If, during the course of the meeting covered by this Notice, the Board should determine that a closed or executive session of the Board should be held or is required in relation to any agenda item included in this Notice, then such closed or executive meeting or session, as authorized by the Texas Open Meetings Act, will be held by the Board at the date, hour, and place given in this Notice concerning any and all subjects for any and all purposes permitted by Sections 551.071-551.084 of the Texas Government Code and the Texas Open Meetings Act, including, but not limited to, Section 551.071 - for the purpose of a private consultation with the Board's attorney on any or all subjects or matters authorized by law.

Exhibit A

Maher, Jane

From: Russell Lambert <russ@texasnetwork.com>
Sent: Thursday, April 15, 2021 1:06 PM
To: Maher, Jane
Cc: The Texas Network
Subject: RE: 109 Revised Agenda

I've uploaded the new document

<https://www.waterdistrict109.com/meetings/2021/April/1.%20April%2020,%202021%20Agenda.pdf>

From: Maher, Jane <jane.maher@nortonrosefulbright.com>
Sent: Thursday, April 15, 2021 11:23 AM
To: Russell Lambert <russ@texasnetwork.com>
Cc: The Texas Network <support@texasnetwork.com>
Subject: RE: 109 Revised Agenda

Hi Russ,

Please post the revised agenda for 109 on their website.

Thanks,

Jane Maher | Senior Paralegal
Norton Rose Fulbright US LLP
1301 McKinney, Suite 5100, Houston, Texas 77010-3095, United States
Tel +1 713 651 5589 | Fax +1 713 651 5246
jane.maher@nortonrosefulbright.com

NORTON ROSE FULBRIGHT

Law around the world
nortonrosefulbright.com

From: Maher, Jane
Sent: Tuesday, April 13, 2021 5:31 PM
To: 'Texas Network' <russ@texasnetwork.com>
Cc: 'Texas Network' <support@texasnetwork.com>
Subject: RE: 109 & AJOB Postings

Sorry Russ, I noticed a typo in agenda for 109 I previously provided. Attached is the revised agenda for 109.

Jane Maher | Senior Paralegal
Norton Rose Fulbright US LLP
1301 McKinney, Suite 5100, Houston, Texas 77010-3095, United States
Tel +1 713 651 5589 | Fax +1 713 651 5246
jane.maher@nortonrosefulbright.com

NORTON ROSE FULBRIGHT

Law around the world
nortonrosefulbright.com

From: Maher, Jane
Sent: Tuesday, April 13, 2021 5:25 PM
To: 'Texas Network' <russ@texasnetwork.com>
Cc: 'Texas Network' <support@texasnetwork.com>
Subject: 109 & AJOB Postings

Hi Russ,

Please post the attached documents in the zip folders to 109's website and return the COPs at your earliest convenience.

Thanks,

Jane Maher | Senior Paralegal
Norton Rose Fulbright US LLP
1301 McKinney, Suite 5100, Houston, Texas 77010-3095, United States
Tel +1 713 651 5589 | Fax +1 713 651 5246
jane.maher@nortonrosefulbright.com

NORTON ROSE FULBRIGHT

Law around the world
nortonrosefulbright.com

CONFIDENTIALITY NOTICE: This email, including any attachments, is confidential and may be privileged. If you are not the intended recipient please notify the sender immediately, and please delete it; you should not copy it or use it for any purpose or disclose its contents to any other person. Norton Rose Fulbright entities reserve the right to monitor all email communications through their networks.

Norton Rose Fulbright Australia, Norton Rose Fulbright LLP, Norton Rose Fulbright Canada LLP, Norton Rose Fulbright South Africa Inc and Norton Rose Fulbright US LLP are separate legal entities and all of them are members of Norton Rose Fulbright Verein, a Swiss verein. Norton Rose Fulbright Verein helps coordinate the activities of the members but does not itself provide legal services to clients. Details of each entity, with certain regulatory information, are available at nortonrosefulbright.com.



HARRIS COUNTY CONSTABLE, PRECINCT 4

CONSTABLE MARK HERMAN

"Proudly Serving the Citizens of Precinct 4"

6831 Cypresswood Drive ★ Spring, Texas 77379 ★ (281) 376-3472 ★ www.ConstablePct4.com

Monthly Contract Stats

HARRIS CO MUNICIPAL UTILITY DIST #109

For March 2021

Categories

Burglary Habitation: 2	Burglary Vehicle: 0	Theft Habitation: 1
Theft Vehicle: 0	Theft Other: 1	Robbery: 0
Assault: 2	Sexual Assault: 0	Criminal Mischief: 1
Disturbance Family: 5	Disturbance Juvenile: 1	Disturbance Other: 1
Alarms: 19	Suspicious Vehicles: 7	Suspicious Persons: 11
Runaways: 0	Phone Harrassment: 0	Other Calls: 530

Detailed Statistics By Deputy

Unit Number	Contract Calls	District Calls	Reports Taken	Felony Arrests	Misd Arrests	Tickets Issued	Recovered Property	Charges Filed	Mileage Driven	Days Worked
E112	66	23	20	3	2	69	0	5	1129	21
E113	53	7	4	0	2	11	0	2	726	13
TOTAL	119	30	24	3	4	80	0	7	1855	34

Summary of Events

Alarms:

Deputies responded to 19 alarm calls.

Checks:

Deputies conducted 266 combined park, MUD, neighborhood, and other miscellaneous checks.

Traffic Enforcement:

Deputies conducted numerous traffic stops and traffic initiatives throughout the contract during the month in the interest of public safety, and in an attempt to reduce the risk of motor vehicle accidents.

19600 Timber Forest Dr.- Deputy conducted a traffic stop. Investigation revealed that driver was cited for multiple transportation violations and their vehicle was towed.

5600 FM 1960 Rd E – Deputy conducted a traffic stop on a vehicle. The driver was found to be intoxicated and arrested for DWI.

Exhibit B

19400 Half Moon Ct – Deputy initiated a traffic stop on a vehicle. The driver was found to be in possession of marijuana and entered into the diversion program due to the District Attorney's office no longer prosecuting marijuana cases.

Burglary Habitation:

5300 Deer Timbers Trl. – Deputy responded to a Burglary Habitation type call. Investigation revealed a suspect forced entry in to a residence and removed items without owners consent. Suspect was located on scene and arrested. Report generated.

5500 FM 1960 Rd. E. – Deputy responded to a Burglary from Business type call. Investigation revealed unknown suspect(s) forcefully entered the business removing property without owners consent and fled in an unknown direction. Report generated.

Theft Habitation:

5200 Green Timbers Dr – Deputy responded to a theft from residence. Investigation revealed the complainant kicked her friend out of the house and claimed she took several household items on the way out. No supporting evidence and a report was taken.

Theft Other:

5300 FM 1960 Rd. E. – Deputy responded to a Theft from a Business type call. Investigation revealed a contractor was paid for work never performed. Report generated.

Assault:

20200 Misty Pines Dr. – Deputy responded to an Assault type call. Investigation revealed a suspect assaulted 2 known victims. Charges filed and suspect arrested. Report generated.

5200 Green Timbers Dr – Deputy responded to a delayed assault call. Investigation revealed complainant claimed to have been assaulted earlier in the week but was uncooperative and charges were declined.

Criminal Mischief:

20100 Bambiwoods Dr. – Deputy responded to a Criminal Mischief type call. Investigation revealed an unknown suspects cause damage on the property and fled undetected. Report generated.

Disturbance Family:

5700 Deer Timbers Trl. – Deputy responded to an Aggravated Assault Family Member type call. Investigation revealed suspect pursued victim with a weapon. Charges were filed, suspect fled the scene. TO BE warrant filed. Report generated.

5400 Dove Forest Ln. – Deputy responded to a Disturbance Family type call. Investigation revealed daughter arrived at location and created a disturbance. Victim did not wish to press charges. Party's separated. Report generated.

19800 Swiftbrook Dr. – Deputy responded to a Disturbance Family type call. Investigation revealed 2 party's involved in a verbal altercation. Party's separated. Report generated.

18300 Atascocita Meadows Dr. – Deputy responded to a Disturbance Family type call. Investigation revealed a married couple became intoxicated and began to argue. Party's separated. Report generated.

5200 Treewood Dr. – Deputy responded to a Disturbance Family type call. Investigation revealed 2 partys with a child in common were involved in a physical altercation. Charges were not accepted. Party's separated. Report generated.

Suspicious Vehicles:

Contract patrol deputies responded to 7 suspicious vehicle within the community that were investigated and cleared without incident.

4099 FM 1960 Rd. E – Deputy responded to a Suspicious Vehicle type call. Investigation revealed occupants of a suspicious vehicle were in possession of narcotics. Report generated.

Suspicious Persons:

Contract patrol deputies responded to 11 suspicious person calls within the community that were investigated and cleared without incident.

Other Calls

5300 Quail Tree Ln. – Deputy responded to a Mental Health type call. Investigation revealed a Consumer having a mental crisis. Consumer was transported to a mental health facility for evaluation. Report generated.

10 Kings Lake Estates Blvd. – Deputy responded to a Mental Health type call. Investigation revealed a Consumer having a mental crisis. The Consumer was transported to a mental health facility for evaluation. Report generated.

20600 Kings Timber Trl. – Deputy responded to a Fraudulent Use of ID type call. Investigation revealed an unknown suspect(s) opened an account in the Complainants name without consent. Report generated.

5400 Dove Forest Ln. – Deputy responded to a Child Custody Dispute type call. Investigation revealed verbal argument over the physical custody of a minor child. Party's separated. Report generated.

5000 Winding View Ln – Deputy responded to a violation of protective order. Evidence showed the protected party was contacted and the suspect in violation had a warrant issued for their arrest.

5399 Forest Timbers Dr. – Deputy responded to a FSGI type call. Investigation revealed a driver struck another vehicle then fled. Suspect was apprehended and arrested. Report generated.

19300 Timber Forest Dr. – Deputy responded to an AutoPed Accident. Investigation revealed a pedestrian crossing in a cross walk was struck by a vehicle turning left. Driver was cited, pedestrian suffered minor injuries. Report generated.

18300 Atascocita Meadows Dr. – Deputy responded to an Auto/Ped Accident. Investigation revealed an intoxicated male stated he was struck by a vehicle and suffered injury when he fell to

the ground. Report generated.

5300 FM 1960 Rd E – Deputy responded to a DWI type call. Investigation revealed an intoxicated driver was involved in a vehicle crash. Suspect was arrested. Report generated.

5700 Forest Timbers Dr.- Investigator responded to location in reference to illegal dumping. Investigation revealed a suspect disposed of trash incorrectly. Investigation is pending further leads.

5700 Forest Timbers Dr.- Deputy responded to a disturbance on location. Investigation revealed that juveniles went into community pool during closed hours. Trespass warnings were issued and report was completed.

5600 Forest Timbers Dr.- Deputy responded to a meet the citizen. Investigation revealed that victim was involved in a minor road rage incident and later received unwanted text messages from an unknown suspect.

5700 Enchanted Timbers Dr.- Deputy responded to a meet the citizen. Investigation revealed that complainant's front license plate was missing. Deputy completed a report for missing plate and advised victim of proper action to take.

5200 Enchanted Mist Dr – Deputy responded to a disturbance call. An involved subject provided a fake name and when it was discovered to be false, he attempted to evade on foot. The subject was tased and after a physical altercation, arrested. He was booked into jail for evading and fail to identify.

5300 Green Timbers Dr – Deputy responded to a fraud call. Investigation revealed complainant paid online to rent a house and later learned it was a fraud and the house was not for rent.

Harris County Municipal Utility District Number 109

Tax Collector's Report

Table of Contents

March 31, 2021

Cash Receipts and Disbursements	Page 1
Taxes Receivable Summary	Pages 2-3
2020 Tax Levy and Adjustments	Page 4
2019 Tax Levy and Adjustments	Page 5
2018 Tax Levy and Adjustments	Page 6
Tax Collections Detail	Pages 7-8
Taxes Receivable Detail	Pages 9-10

Disbursements for March 16, 2021:

#2100: Ad Valorem Appraisals Inc; Tax A/C Fee-4/2021	\$2,848.43
#2101: Elwood R & Natalie M Bevan; Refund 122-816-003-0003	<u>433.72</u>
Total Disbursements for April 20, 2021	<u>\$3,282.15</u>

Harris County Municipal Utility District Number 109

Tax Collector's Report

Current Period Covered: March 1, 2021 to March 31, 2021

Fiscal Year Beginning: June 1, 2020

<u>Cash Receipts and Disbursements</u>	<u>Current Period</u>	<u>Year to Date</u>
Cash Balance at Beginning of Period	\$210,290.29	\$284,759.24
Collections:		
2020 Tax Collections	38,548.45	2,974,728.65
2019 Tax Collections	7,017.07	88,769.76
2018 Tax Collections	1,877.08	7,683.99
2017 Tax Collections	31.19	1,963.27
2016 Tax Collections	0.00	-285.06
2006 Tax Collections	0.00	1,067.64
2005 Tax Collections	0.00	365.46
2004 Tax Collections	0.00	243.60
2003 Tax Collections	0.00	227.64
2002 Tax Collections	0.00	158.16
Penalty and Interest	5,229.11	27,306.18
Tax Attorney Fees	4,042.06	18,973.50
Overpayments	1,797.96	18,644.19
Interest Earned	<u>34.73</u>	<u>571.87</u>
Total Collections	58,577.65	3,140,418.85
Disbursements:		
Tax Assessor-Collector Fee	2,848.43	28,484.30
Tax Assessor-Collector Bond	250.00	500.00
Tax Attorney Fee	925.34	15,540.70
Data Processing Charges	0.00	4,019.25
Publication Cost	0.00	599.00
Appraisal District Quarterly Fee	5,729.00	23,083.49
Transfer to Bond Fund	0.00	2,026,071.40
Transfer to Maintenance Fund	0.00	1,053,928.57
Refund Overpayments	<u>0.00</u>	<u>13,836.21</u>
Total Disbursements	<u>9,752.77</u>	<u>3,166,062.92</u>
Cash Balance at End of Period	<u>\$259,115.17</u>	<u>\$259,115.17</u>

Harris County Municipal Utility District Number 109

Tax Collector's Report Taxes Receivable Summary as of March 31, 2021

Taxes Receivable by Year

<u>Year</u>	<u>Adjusted Tax Levy</u>	<u>Collections To Date</u>	<u>Taxes Receivable</u>	<u>Percent Collected</u>
2020	\$3,170,957.65	\$2,974,728.65	\$196,229.00	93.81%
2019	3,080,352.52	3,050,544.49	29,808.03	99.03%
2018	2,906,962.46	2,892,395.38	14,567.08	99.50%
2017	2,895,673.63	2,883,518.57	12,155.06	99.58%
2016	2,808,753.01	2,800,242.77	8,510.24	99.70%
2015	2,573,712.76	2,566,437.03	7,275.73	99.72%
2014	2,301,769.82	2,295,749.86	6,019.96	99.74%
2013	2,097,527.32	2,092,901.91	4,625.41	99.78%
2012	2,071,519.13	2,068,010.99	3,508.14	99.83%
2011	2,121,714.06	2,118,584.76	3,129.30	99.85%
2010	2,138,895.52	2,135,737.86	3,157.66	99.85%
2009	2,160,628.25	2,157,589.91	3,038.34	99.86%
2008	2,142,045.24	2,139,597.48	2,447.76	99.89%
2007	2,084,977.70	2,082,208.47	2,769.23	99.87%
2006	2,108,720.67	2,106,415.30	2,305.37	99.89%
2005	2,197,283.24	2,195,543.57	1,739.67	99.92%
2004	2,010,295.69	2,007,622.69	2,673.00	99.87%
2003	1,863,011.08	1,860,553.26	2,457.82	99.87%
2002	1,743,166.99	1,742,780.89	386.10	99.98%
2001	1,705,006.18	1,704,772.45	233.73	99.99%
2000	1,630,288.09	1,630,151.22	136.87	99.99%
1999	1,482,019.84	1,481,978.10	41.74	100.00%
1998	1,346,040.98	1,345,882.41	158.57	99.99%
1997	1,218,889.39	1,218,854.71	34.68	100.00%
1996	1,156,053.10	1,156,015.39	37.71	100.00%
1995	1,130,565.24	1,130,545.88	19.36	100.00%
1994	1,124,058.85	1,124,058.85	0.00	100.00%
1993	1,075,288.28	1,075,288.28	0.00	100.00%
1992	1,056,792.83	1,056,792.83	0.00	100.00%
1991	1,062,453.27	1,062,453.27	0.00	100.00%
1990	918,308.87	918,308.87	0.00	100.00%
1989	894,403.45	894,403.45	0.00	100.00%
1988	856,779.83	856,779.83	0.00	100.00%
1987	853,204.06	853,204.06	0.00	100.00%
1986	857,037.29	857,037.29	0.00	100.00%
1985	793,674.23	793,674.23	0.00	100.00%
1984	760,460.05	760,460.05	0.00	100.00%
1982	<u>561,303.52</u>	<u>561,303.52</u>	<u>0.00</u>	<u>100.00%</u>
Totals	<u>\$64,960,594.09</u>	<u>\$64,653,128.53</u>	<u>\$307,465.56</u>	<u>99.53%</u>

Harris County Municipal Utility District Number 109

Tax Collector's Report Taxes Receivable Summary as of March 31, 2021

Tax Roll Information

<u>Year</u>	<u>Taxable Value</u>	<u>Annual Change</u>	<u>Debt Maintenance Tax Rate</u>		<u>Total Tax Rate</u>	<u>Exemptions</u>
2020	660,616,176	2.94%	0.31500	0.16500	0.48000	25,000 O/D
2019	641,740,103	8.17%	0.32000	0.16000	0.48000	25,000 O/D
2018	593,257,582	2.44%	0.36000	0.13000	0.49000	10,000 O/D
2017	579,133,338	7.22%	0.36000	0.14000	0.50000	10,000 O/D
2016	540,148,676	9.13%	0.41000	0.11000	0.52000	10,000 O/D
2015	494,944,745	11.81%	0.39000	0.13000	0.52000	10,000 O/D
2014	442,648,062	9.74%	0.39000	0.13000	0.52000	10,000 O/D
2013	403,370,606	1.26%	0.42000	0.10000	0.52000	10,000 O/D
2012	398,369,066	-2.37%	0.42000	0.10000	0.52000	10,000 O/D
2011	408,021,927	-0.80%	0.42000	0.10000	0.52000	10,000 O/D
2010	411,326,061	-1.01%	0.42000	0.10000	0.52000	10,000 O/D
2009	415,504,618	0.87%	0.42000	0.10000	0.52000	10,000 O/D
2008	411,931,758	2.74%	0.42000	0.10000	0.52000	10,000 O/D
2007	400,957,245	6.48%	0.42000	0.10000	0.52000	10,000 O/D
2006	376,557,265	2.83%	0.46000	0.10000	0.56000	10,000 O/D
2005	366,208,721	9.30%	0.50000	0.10000	0.60000	10,000 O/D
2004	335,049,282	7.91%	0.50000	0.10000	0.60000	10,000 O/D
2003	310,501,847	6.88%	0.50000	0.10000	0.60000	10,000 O/D
2002	290,527,832	5.63%	0.50000	0.10000	0.60000	10,000 O/D
2001	275,035,288	9.50%	0.52000	0.10000	0.62000	10,000 O/D
2000	251,170,142	15.23%	0.57367	0.07547	0.64914	10,000 O/D
1999	217,977,950	10.11%	0.60460	0.07540	0.68000	10,000 O/D
1998	197,957,174	10.43%	0.63000	0.05000	0.68000	10,000 O/D
1997	179,258,410	3.88%	0.63000	0.05000	0.68000	10,000 O/D
1996	172,555,210	2.26%	0.62000	0.05000	0.67000	10,000 O/D
1995	168,741,080	2.08%	0.62000	0.05000	0.67000	10,000 O/D
1994	165,302,770	4.54%	0.63000	0.05000	0.68000	10,000 O/D
1993	158,130,630	3.99%	0.63000	0.05000	0.68000	10,000 O/D
1992	152,056,520	-0.53%	0.64500	0.05000	0.69500	10,000 O/D
1991	152,870,970	6.44%	0.64500	0.05000	0.69500	10,000 O/D
1990	143,620,410	4.37%	0.58940	0.05000	0.63940	10,000 O/D
1989	137,600,530	4.39%	0.60000	0.05000	0.65000	10,000 O/D
1988	131,812,280	0.42%	0.60000	0.05000	0.65000	10,000 O/D
1987	131,262,160	-8.11%	0.60000	0.05000	0.65000	10,000 O/D
1986	142,839,550	-1.02%	0.55000	0.05000	0.60000	10,000 O/D
1985	144,304,410	4.37%	0.50000	0.05000	0.55000	10,000 O/D
1984	138,265,460	-1.22%	0.50000	0.05000	0.55000	10,000 O/D
1982	139,975,940	0.00%	0.35100	0.05000	0.40100	10,000 O/D

Harris County Municipal Utility District Number 109

Tax Collector's Report 2020 Tax Levy and Adjustments as of March 31, 2021

<u>2020 Tax Rate: \$0.48 (0.315 I&S + 0.165 M&O)</u>		<u>Taxable Value</u>	<u>Tax Levy</u>
Original Tax Roll:	9/4/2020	\$583,060,683	\$2,798,691.28
Adjustments:			
Supplemental Roll #1	10/2/2020	28,816,536	138,319.37
Supplemental Roll #2	10/30/2020	12,021,745	57,704.38
Supplemental Roll #3	11/27/2020	19,120,696	91,779.34
Supplemental Roll #4	12/20/2020	12,220,643	58,659.09
Supplemental Roll #5	1/30/2021	4,557,017	21,873.68
Supplemental Rolls #6-7	3/23/2021	<u>818,856</u>	<u>3,930.51</u>
Total Adjustments		<u>77,555,493</u>	<u>372,266.37</u>
Total Tax Levy		<u>\$660,616,176</u>	<u>\$3,170,957.65</u>

Summary of 2020 Certified Property Values:

<u>Land Value</u>	<u>Improvements</u>	<u>Personalty</u>	<u>Assessed</u>	<u>Exemptions</u>	<u>Taxable Value</u>
<u>133,252,678</u>	<u>553,841,831</u>	<u>15,450,487</u>	<u>702,544,996</u>	<u>41,928,820</u>	660,616,176
33 Accounts Remain Uncertified					<u>645,856</u>
Total Estimated Taxable Value					<u>661,262,032</u>

Harris County Municipal Utility District Number 109

Tax Collector's Report 2019 Tax Levy and Adjustments as of March 31, 2021

<u>2019 Tax Rate: \$0.48 (0.32 I&S + 0.16 M&O)</u>		<u>Taxable Value</u>	<u>Tax Levy</u>
Original Tax Roll:	8/24/2019	\$582,302,792	\$2,795,053.45
Adjustments:			
Supplemental Roll #1	9/21/2019	4,874,279	23,396.54
Supplemental Roll #2	10/19/2019	34,876,233	167,405.92
Supplemental Roll #3	10/31/2019	14,999,304	71,996.66
Supplemental Roll #4	12/20/2019	3,415,583	16,394.80
Supplemental Roll #5	1/24/2020	159,694	766.53
Supplemental Roll #6	3/26/2020	1,148,802	5,514.25
Correctional Rolls #7&8	4/24/2020	-53,305	-255.88
Correctional Roll #9	5/24/2020	-103,355	-496.10
Correctional Roll #10	6/19/2020	-10,014	-48.07
Correctional Roll #11	7/24/2020	-23,341	-112.04
Correctional Roll #12	8/21/2020	-56,761	-272.46
Correctional Roll #13	10/4/2020	-440,144	-2,112.70
Supplemental Roll #14	1/4/2021	20,518	98.49
Supplemental Rolls #15-19	3/23/2021	<u>629,818</u>	<u>3,023.13</u>
Total Adjustments		<u>59,437,311</u>	<u>285,299.07</u>
Total Tax Levy		<u>\$641,740,103</u>	<u>\$3,080,352.52</u>

Summary of 2019 Certified Property Values:

<u>Land Value</u>	<u>Improvements</u>	<u>Personalty</u>	<u>Assessed</u>	<u>Exemptions</u>	<u>Taxable Value</u>
<u>108,002,043</u>	<u>564,285,878</u>	<u>14,244,677</u>	<u>686,532,598</u>	<u>44,792,495</u>	<u>641,740,103</u>

Harris County Municipal Utility District Number 109

Tax Collector's Report 2018 Tax Levy and Adjustments as of March 31, 2021

<u>2018 Tax Rate: \$0.49 (0.36 I&S + 0.13 M&O)</u>		<u>Taxable Value</u>	<u>Tax Levy</u>
Original Tax Roll:	8/24/2018	\$534,619,837	\$2,619,637.48
Adjustments:			
Supplemental Roll #1	9/21/2018	23,226,810	113,811.37
Supplemental Roll #2	10/19/2018	25,363,292	124,280.13
Supplemental Roll #3	11/16/2018	7,893,782	38,679.53
Supplemental Roll #4	1/9/2019	2,208,012	10,819.26
Supplemental Roll #5	1/15/2019	541,241	2,652.08
Supplemental Roll #6	2/15/2019	536,989	2,631.24
Correctional Roll #6	2/15/2019	-764,129	-3,744.23
Supplemental Roll #7	4/7/2019	112,598	551.73
Correctional Roll #7	4/7/2019	-353,574	-1,732.49
Supplemental Roll #8	4/28/2019	18,784	92.04
Correctional Roll #8	4/28/2019	-123,726	-606.26
Supplemental Roll #9	6/3/2019	20,390	99.91
Correctional Roll #9	6/3/2019	-413,814	-2,027.70
Supplemental Roll #10	6/21/2019	166	0.81
Correctional Roll #11	7/19/2019	-190,365	-932.79
Supplemental Roll #12	9/20/2019	5,339	26.16
Correctional Roll #12	9/20/2019	-75,731	-371.08
Supplemental Rolls #13-19	4/24/2020	883,892	4,331.09
Correctional Roll #20	5/24/2020	-115,465	-565.77
Correctional Roll #21	6/19/2020	-19,031	-93.25
Correctional Roll #24	10/4/2020	-51,000	-249.90
Correctional Rolls #25-29	3/23/2021	<u>-66,715</u>	<u>-326.90</u>
Total Adjustments		<u>58,637,745</u>	<u>287,324.98</u>
Total Tax Levy		<u>\$593,257,582</u>	<u>\$2,906,962.46</u>

Summary of 2018 Certified Property Values:

<u>Land Value</u>	<u>Improvements</u>	<u>Personalty</u>	<u>Assessed</u>	<u>Exemptions</u>	<u>Taxable Value</u>
<u>99,980,268</u>	<u>503,839,226</u>	<u>13,862,057</u>	<u>617,681,551</u>	<u>24,423,969</u>	<u>593,257,582</u>

Harris County Municipal Utility District Number 109

Tax Collector's Report Tax Collections for March, 2021

<u>Property Owner</u>	<u>Account No</u>	<u>Tax Amount</u>	<u>Pen & Int</u>	<u>Atty/Cost</u>	<u>Overpaid</u>	<u>Total Pmt</u>
2020 Tax Collections:						
93 Accounts	Various Accounts	\$37,108.45	\$2,665.13	\$1,345.01	\$0.00	\$41,118.59
Dunn Beatrice I	113-138-000-0002	0.00	0.00	0.00	256.59	256.59
Frontier Custom Builders Inc	136-402-001-0010	480.00	33.60	77.04	117.96	708.60
Frontier Custom Builders Inc	136-402-001-0011	480.00	33.60	77.04	117.96	708.60
Frontier Custom Builders Inc	136-402-001-0014	480.00	33.60	77.04	117.96	708.60
Frontier Custom Builders Inc	136-402-001-0015	480.00	33.60	77.04	117.96	708.60
Correctional Roll Overpayments	Various Accounts	<u>-480.00</u>	<u>0.00</u>	<u>0.00</u>	<u>480.00</u>	<u>0.00</u>
Total 2020 Tax Collections		<u>\$38,548.45</u>	<u>\$2,799.53</u>	<u>\$1,653.17</u>	<u>\$1,208.43</u>	<u>\$44,209.58</u>
2019 Tax Collections:						
Shankshatch Melanie A	108-497-000-0005	\$792.13	\$205.96	\$199.62	\$0.00	\$1,197.71
Gloria Simon & Maria	113-135-000-0013	669.56	174.09	168.73	0.00	1,012.38
Burk Linda	136-080-003-0008	720.37	187.29	181.53	0.00	1,089.19
Frontier Custom Builders Inc	136-402-001-0002	12.83	3.34	3.23	0.00	19.40
Frontier Custom Builders Inc	136-402-001-0003	11.90	3.10	3.00	0.00	18.00
Frontier Custom Builders Inc	136-402-001-0008	17.10	4.44	4.31	0.00	25.85
Frontier Custom Builders Inc	136-402-001-0009	17.10	4.44	4.31	0.00	25.85
Frontier Custom Builders Inc	136-402-001-0010	480.00	124.80	120.96	0.00	725.76
Frontier Custom Builders Inc	136-402-001-0011	480.00	124.80	120.96	0.00	725.76
Frontier Custom Builders Inc	136-402-001-0012	33.78	8.78	8.51	0.00	51.07
Frontier Custom Builders Inc	136-402-001-0013	13.86	3.60	3.49	0.00	20.95
Frontier Custom Builders Inc	136-402-001-0014	480.00	124.80	120.96	0.00	725.76
Frontier Custom Builders Inc	136-402-001-0015	480.00	124.80	120.96	0.00	725.76
Frontier Custom Builders Inc	136-402-002-0011	3,788.44	984.99	954.69	0.00	5,728.12
Heritage-Crystal Clean LLC	0866389	7.87	2.04	1.98	0.00	11.89
Correctional Roll Overpayments	Various Accounts	<u>-987.87</u>	<u>0.00</u>	<u>0.00</u>	<u>987.87</u>	<u>0.00</u>
Total 2019 Tax Collections		<u>\$7,017.07</u>	<u>\$2,081.27</u>	<u>\$2,017.24</u>	<u>\$987.87</u>	<u>\$12,103.45</u>
2018 Tax Collections:						
Gloria Simon & Maria	113-135-000-0013	\$621.37	\$236.12	\$171.50	\$0.00	\$1,028.99
Frontier Custom Builders Inc	136-402-001-0001	163.01	-163.01	0.00	0.00	0.00
Frontier Custom Builders Inc	136-402-001-0005	25.82	0.00	0.00	-25.82	0.00
Frontier Custom Builders Inc	136-402-001-0006	25.82	0.00	0.00	-25.82	0.00
Frontier Custom Builders Inc	136-402-001-0007	25.82	0.00	0.00	-25.82	0.00
Frontier Custom Builders Inc	136-402-001-0010	97.05	27.07	19.66	-25.82	117.96
Frontier Custom Builders Inc	136-402-001-0011	97.05	27.07	19.66	-25.82	117.96
Frontier Custom Builders Inc	136-402-001-0014	97.05	27.07	19.66	-25.82	117.96
Frontier Custom Builders Inc	136-402-001-0015	97.05	27.07	19.66	-25.82	117.96
Frontier Custom Builders Inc	136-402-001-0016	25.82	0.00	0.00	-25.82	0.00
Frontier Custom Builders Inc	136-402-001-0018	25.82	0.00	0.00	-25.82	0.00
Frontier Custom Builders Inc	136-402-001-0019	25.82	0.00	0.00	-25.82	0.00

Harris County Municipal Utility District Number 109

Tax Collector's Report Tax Collections for March, 2021

<u>Property Owner</u>	<u>Account No</u>	<u>Tax Amount</u>	<u>Pen & Int</u>	<u>Atty/Cost</u>	<u>Overpaid</u>	<u>Total Pmt</u>
Frontier Custom Builders Inc	136-402-001-0020	25.82	0.00	0.00	-25.82	0.00
Frontier Custom Builders Inc	136-402-002-0011	597.26	166.92	121.51	-156.63	729.06
Correctional Roll Overpayments	Various Accounts	<u>-73.50</u>	<u>0.00</u>	<u>0.00</u>	<u>73.50</u>	<u>0.00</u>
Total 2018 Tax Collections		<u>\$1,877.08</u>	<u>\$348.31</u>	<u>\$371.65</u>	<u>-\$367.15</u>	<u>\$2,229.89</u>
2017 Tax Collections:						
Frontier Custom Builders Inc	136-402-002-0008	<u>\$31.19</u>	<u>\$0.00</u>	<u>\$0.00</u>	<u>-\$31.19</u>	<u>\$0.00</u>
Total 2017 Tax Collections		<u>\$31.19</u>	<u>\$0.00</u>	<u>\$0.00</u>	<u>-\$31.19</u>	<u>\$0.00</u>
Summary of Other Collections			<u>\$5,229.11</u>	<u>\$4,042.06</u>	<u>\$1,797.96</u>	58,542.92
Interest Earnings						<u>34.73</u>
Total Collected during Month						<u>\$58,577.65</u>

Harris County Municipal Utility District Number 109

Tax Collector's Report Taxes Receivable Detail as of March 31, 2021

<u>Property Owner</u>	<u>Account No.</u>	<u>2019 Tax</u>	<u>2018 Tax</u>	<u>2017 Tax</u>	<u>2016 Tax</u>	<u>Prior Yrs</u>
Guniganti Prabhakar	045-005-000-0125	\$0.00	\$0.81	\$0.00	\$0.00	\$0.00
Wu & Chen Investment LLC	102-063-000-0008	248.01	0.00	0.00	0.00	0.00
D:Vineyard Travis & Danelle	102-065-000-0007	552.96	581.84	593.71	617.46	1,017.41
Extreme Remodeling LLC	102-066-000-0020	4.20	4.29	4.38	4.55	0.00
State of Texas	102-066-000-0021	0.00	1.76	0.00	0.00	0.00
Gaddis John M	102-068-000-0021	758.83	0.00	0.00	0.00	0.00
D:Catlin Steven L	102-069-000-0004	89.07	77.52	0.00	0.00	0.00
P:Sweeney Bryan A	108-492-000-0020	0.00	0.00	577.03	0.00	0.00
D:Brown-Sullinger Kelly	108-492-000-0027	718.43	758.71	774.20	735.35	762.48
D:Strengel Kris C	108-494-000-0020	747.60	859.70	868.56	816.45	4,533.36
S:Wilson Rita J	108-494-000-0037	704.47	0.00	0.00	0.00	0.00
Wilson Dewey M	108-497-000-0032	603.40	708.16	722.61	682.71	0.00
State of Texas	108-497-000-0047	0.00	23.50	0.00	0.00	0.00
Gardner Thomas W & Joan	108-498-000-0017	698.04	0.00	0.00	0.00	0.00
D:Key Sherry R	109-142-000-0001	484.90	360.88	123.40	0.00	0.00
S:Cruz Sara	109-142-000-0006	0.00	0.00	579.11	499.20	0.00
D:Cartwright Ed & Diane	109-142-000-0034	526.44	550.92	533.51	499.68	2,196.14
D:Brokaw Sharon	109-144-000-0002	444.96	475.30	0.00	496.33	0.00
Deutsche Bank National Tru	109-144-000-0007	660.75	0.00	0.00	0.00	0.00
S:Deyle Kurt	111-527-000-0010	611.68	576.66	210.95	0.00	0.00
Deyle Kurt	111-527-000-0013	0.00	0.00	0.00	532.95	640.96
Dupree Ruth J Estate	111-530-000-0011	518.57	0.00	0.00	0.00	0.00
Barbosa Jose A Jr & Claudi	111-766-000-0024	892.05	0.00	0.00	0.00	0.00
Brown Joseph J Jr & Caroly	113-132-000-0010	237.96	0.00	0.00	0.00	0.00
Smith James D	113-133-000-0026	576.26	0.00	0.00	0.00	0.00
Echevarria Pablo Luis	113-137-000-0014	567.29	0.00	0.00	0.00	0.00
Warmuth John J	113-142-000-0028	0.00	50.00	0.00	0.00	0.00
Bjornaas Kevin Estate	114-139-009-0007	661.00	578.20	0.00	0.00	0.00
S:Jackson Keshell	114-139-009-0015	652.30	612.80	625.31	620.03	0.00
Chicosky Gregory P	114-139-010-0017	563.41	0.00	0.00	0.00	0.00
D:Paxton Roy C & Debbie M	114-139-010-0036	379.35	0.00	188.48	0.00	0.00
D:Gonzalez Virginia	114-139-015-0003	487.49	527.53	488.00	0.00	0.00
Geibe Virginia	114-139-015-0004	477.24	0.00	0.00	0.00	0.00
D:Cook Julia S	114-139-015-0036	432.25	468.45	478.01	471.60	1,481.13
Seward B Randolph	114-139-017-0014	418.15	463.62	0.00	0.00	0.00
P:Rodriguez Able	114-139-017-0043	336.02	0.00	0.00	0.00	0.00
Routh Ronald & Sarah	114-350-013-0028	916.52	0.00	0.00	0.00	0.00
Cruz Rosa L	114-350-015-0008	0.00	305.50	0.00	0.00	0.00
Jones Edward A & Agnes	114-350-015-0047	0.00	0.00	0.00	0.78	0.00
Blow Frederick E & Cheryl	114-350-015-0118	0.00	1,036.24	1,057.39	0.00	0.00
D:Harris Virginia B	114-350-016-0083	855.21	868.88	844.16	794.67	1,857.00
State of Texas	115-346-000-0002	0.00	8.33	0.00	0.00	0.00
Mangini Debra D	115-511-021-0031	1,038.86	0.00	0.00	0.00	0.00
S:Mitchem Anna M	115-511-021-0036	1,086.42	957.26	926.80	0.00	0.00
State of Texas	115-813-000-0005	0.00	2.00	0.00	0.00	0.00
State of Texas	116-275-000-0416	0.00	91.06	0.00	0.00	0.00
Continental Land Owners	116-276-000-0312	0.48	0.49	0.00	0.00	0.00
Kingwood Glen HOA Inc	118-705-001-0061	0.48	0.00	0.00	0.00	0.00
Harris Jack L & Diana L	119-848-003-0002	895.66	916.39	0.00	0.00	0.00
P:Frontier Custom Builders	136-402-001-0001	3,379.24	458.31	0.00	0.00	0.00
P:Frontier Custom Builders	136-402-001-0006	480.00	71.23	0.00	0.00	0.00
P:Frontier Custom Builders	136-402-001-0007	480.00	71.23	0.00	0.00	0.00
P:Frontier Custom Builders	136-402-001-0018	480.00	71.23	0.00	0.00	0.00

Harris County Municipal Utility District Number 109

Tax Collector's Report Taxes Receivable Detail as of March 31, 2021

<u>Property Owner</u>	<u>Account No.</u>	<u>2019 Tax</u>	<u>2018 Tax</u>	<u>2017 Tax</u>	<u>2016 Tax</u>	<u>Prior Yrs</u>
P:Frontier Custom Builders	136-402-001-0019	480.00	71.23	0.00	0.00	0.00
P:Frontier Custom Builders	136-402-001-0020	552.44	71.23	0.00	0.00	0.00
S:Marks Nathaniel	136-402-002-0012	368.25	375.92	0.00	0.00	0.00
State of Texas	137-755-001-0003	99.70	0.00	0.00	0.00	0.00
Allstate Insurance Company	0435798	81.25	0.00	0.00	0.00	0.00
Sears Holdings	2048505	1,714.12	0.00	0.00	0.00	0.00
Digital Professionals Compu	2064780	21.63	21.89	22.15	22.89	44.79
Compro Tax	2128836	8.27	0.00	0.00	0.00	0.00
B & L Capital Inc	2154083	15.90	24.08	27.55	28.66	82.99
Kevin R Culp	2157330	43.58	46.42	52.56	57.45	166.38
Dupree Express Trucking	2172915	86.07	99.37	223.95	257.90	4.17
Motolease Financial LLC	2200564	21.52	0.00	0.00	0.00	0.00
ARC Insurance Agency	2209050	43.75	44.66	45.57	47.39	0.00
Jemes Lewis	2213148	31.25	39.75	89.38	99.06	0.00
Newtex Wine and Spirit	2248152	319.27	319.90	320.09	0.00	0.00
RB Mobile Repair	2274611	86.44	86.77	0.00	0.00	0.00
XCL Titling Trust	2275057	0.00	42.80	0.00	0.00	0.00
JM and MS Inc	2275721	0.00	0.00	476.50	0.00	0.00
Taquera Las Maragitas LLC	2281228	140.33	142.75	0.00	0.00	0.00
Metro PCS	2287557	45.43	45.71	0.00	0.00	0.00
Humble Kitchen & Bath Inc	2287561	110.55	110.71	0.00	0.00	0.00
Phones-R-Us Inc	2289501	54.29	54.59	0.00	0.00	0.00
Angie's Mexican & Seafood	2289580	50.80	51.79	52.77	0.00	0.00
Educational Advantage III LI	2290641	59.92	0.00	0.00	0.00	0.00
Tempoe	2325344	0.00	223.04	0.00	0.00	0.00
Kelly Transporation Service:	2322228	162.61	0.00	0.00	0.00	0.00
Tesla Inc	2329054	2.40	0.00	0.00	0.00	0.00
HS Granite & Cabinet Inc	2342853	60.99	0.00	0.00	0.00	0.00
Amfar Investments LLC	2343023	192.46	0.00	0.00	0.00	0.00
Mertz Insurance Agency	2344061	26.01	0.00	0.00	0.00	0.00
Smokeys Smoke Shop	2344110	152.91	0.00	0.00	0.00	0.00
Bellin Foods LLC	2344401	39.08	0.00	0.00	0.00	0.00
Prior Years Personal Property		<u>70.86</u>	<u>155.67</u>	<u>1,248.93</u>	<u>1,225.13</u>	<u>19,895.37</u>
Total Receivable		<u>\$29,808.03</u>	<u>\$14,567.08</u>	<u>\$12,155.06</u>	<u>\$8,510.24</u>	<u>\$32,682.18</u>



MUNICIPAL ACCOUNTS
& CONSULTING, L.P.

Harris County Municipal Utility District No. 109

Bookkeeper's Report

April 20, 2021

Harris County MUD No 109 - GOF
Cash Flow Report - Checking Account
 As of April 20, 2021

Num	Name	Memo	Amount	Balance
BALANCE AS OF 03/17/2021				\$87,210.58
Receipts				
	HC 151 Water Supply		3,652.05	
	Interst on Lone Star CD		4,817.32	
	Unclaimed Property		586.75	
	Accounts Receivable		85,827.86	
	Accounts Receivable		98,011.03	
	Accounts Receivable		78.40	
	Interest Earned on Checking		72.19	
	City of Houston Rebate - January		7,086.07	
Total Receipts			200,131.67	200,131.67
Disbursements				
14601	Century Link	Telephone Expense	(874.71)	
14602	Hudson Energy	Utilities Expense	(7,884.89)	
14603	NHCRWA	Water Authority Fees	(89,543.25)	
14604	WCA Waste	Garbage Expense	(95.35)	
14607	Cheryl C. Moore	Fees of Office - 4/20/2021	(138.53)	
14608	Chris Green	Fees of Office - 4/20/2021	(138.53)	
14609	Nancy Frank	Fees of Office - 4/20/2021	(138.53)	
14610	Owen H. Parker	Fees of Office - 4/20/2021	(138.52)	
14611	Robin Sulpizio	Fees of Office - 4/20/2021	(138.53)	
14612	Cheryl C. Moore	Fees of Office - 4/6/2021 & Expenses	(168.47)	
14613	Chris Green	Fees of Office - 4/5,4/6 & 4/16/2021 & Expenses	(479.87)	
14614	Nancy Frank	Fees of Office - 4/1, 4/13 & 4/16/2021 & Expens	(445.52)	
14615	Owen H. Parker	Expenses	(87.74)	
14616	Robin Sulpizio	Fees of Office - 4/1, 4/13 & 4/16/2021 & Expens	(480.57)	
14617	Claudia Gonzales	Deposit Refund	(52.46)	
14618	H M Van Buskirk 2015 Trust	Deposit Refund	(195.66)	
14619	Ivan Tarasenko	Deposit Refund	(6.60)	
14620	J S Van Buskirk 2015 Trust	Deposit Refund	(193.06)	
14621	James Wilkerson	Deposit Refund	(49.14)	
14622	Kevin McGrath	Deposit Refund	(62.97)	
14623	Kristopher Frost	Deposit Refund	(23.86)	
14624	Prudhomme Developments LLC	Deposit Refund	(194.20)	
14625	Reven Housing Texas LLC	Deposit Refund	(93.48)	
14626	Rick Ramirez	Deposit Refund	(3.89)	
14627	Sandra Lemus	Deposit Refund	(157.80)	
14628	Sears Home Appliance	Deposit Refund	(241.66)	
14629	Steven Fowler	Deposit Refund	(111.34)	
14630	Wynn P Franke	Deposit Refund	(30.94)	
14631	Internal Revenue Service	2021 1st Qtr Payroll Taxes	(963.94)	
14632	Association of Water Board Directors	AWBD Conference Registration	(1,724.00)	
14633	Atascocita Joint Operations Board	Schedule B & C Costs	(42,805.56)	
14634	BGE, Inc.	Engineering Fees	(9,136.90)	
14635	CDC Unlimited, LLC	Mowing Expense	(2,929.00)	
14636	Century Link	Telephone Expense	(877.60)	
14637	DXI Industries	Chemical Expenses	(232.58)	
14638	Harris County Treasurer	Patrol Services	(12,395.00)	
14639	Napco Chemicals	Chemicals Expense	(1,424.50)	
14640	Norton Rose Fulbright US LLP	Legal Fees	(5,120.00)	
14641	Sun Coast Resources, Inc.	Chemicals Expense	(398.65)	

Cash Flow Report - Checking Account

As of April 20, 2021

Num	Name	Memo	Amount	Balance
Disbursements				
14642	The Texas Network, LLC	Website Expense	(187.50)	
14643	Today's Integration	Security Monitoring	(204.68)	
14644	Water Utility Services, Inc.	Laboratory Fees	(315.00)	
14645	WCA Waste	Garbage Expense	(101.34)	
14646	WWWMS	Maintenance and Operations	(63,124.95)	
14647	Municipal Accounts & Consulting, L.P.	Bookkeeping Fees	(2,616.27)	
14648	Centerpoint Energy	Utilities Expense	0.00	
14649	Century Link	Telephone Expense	0.00	
14650	Hudson Energy	Utilities Expense	0.00	
14651	NHCRWA	Water Authority Fees	0.00	
14652	WCA Waste	Garbage Expense	0.00	
Fee	BBVA	Service Charge	(18.80)	
JE	Harris County MUD 109	Bank Deposit Error	(0.67)	
Ret Ck	BBVA	Customer Returned Check (1)	(100.00)	
Total Disbursements				(246,847.01)
BALANCE AS OF 04/20/2021				\$40,495.24

Harris County MUD No 109 - CPF
Cash Flow Report - Checking Account
 As of April 20, 2021

Num	Name	Memo	Amount	Balance
BALANCE AS OF 03/17/2021				\$300.00
Receipts				
	Interest Earned on Checking		0.07	
	Transfer from Money Market - Series 2017		13,932.24	
Total Receipts			<u>13,932.24</u>	13,932.31
Disbursements				
1096	BGE, Inc.	Engineering - WP2 Expansion	(13,932.24)	
Fee	BBVA	Service Charge	(0.07)	
Total Disbursements			<u>(13,932.31)</u>	<u>(13,932.31)</u>
BALANCE AS OF 04/20/2021				<u><u>\$300.00</u></u>

Account Balances

As of April 20, 2021

Financial Institution (Acct Number)	Issue Date	Maturity Date	Interest Rate	Account Balance	Notes
Fund: Operating					
Certificates of Deposit					
ALLEGIANCE BANK (XXXX0213)	04/22/2020	04/22/2021	0.85 %	240,000.00	
SPIRIT OF TEXAS BANK (XXXX1856)	03/02/2021	08/29/2021	0.20 %	245,000.00	
THIRD COAST BANK, SSB (XXXX8790)	02/16/2021	09/14/2021	0.35 %	240,000.00	
TEXAS REGIONAL BANK (XXXX3907)	03/02/2021	09/28/2021	0.20 %	245,000.00	
WALLIS BANK (XXXX1242)	02/16/2021	10/15/2021	0.20 %	240,000.00	
VERITEX COMMUNITY BANK (XXXX0447)	11/24/2020	11/24/2021	0.40 %	240,000.00	
BANCORPSOUTH (XXXX8606)	12/22/2020	12/22/2021	0.62 %	240,000.00	
TEXAS CAPITAL BANK (XXXX0459)	01/12/2021	01/12/2022	0.25 %	240,000.00	
FRONTIER BANK (XXXX2232)	01/16/2021	01/16/2022	0.50 %	240,000.00	
PLAINS STATE BANK (XXXX1359)	01/25/2021	01/25/2022	0.35 %	240,000.00	
SOUTH STAR BANK (XXXX0129)	02/19/2021	02/19/2022	0.25 %	240,000.00	
LONE STAR BANK (XXXX2426)	02/27/2021	02/27/2022	0.45 %	240,000.00	
Money Market Funds					
TEXAS CLASS (XXXX0001)	03/22/2017		0.11 %	1,789,461.16	
Checking Account(s)					
BBVA USA-CHECKING (XXXX6351)			0.10 %	40,495.24	Checking Account
Totals for Operating Fund:				\$4,719,956.40	
Fund: Capital Projects					
Money Market Funds					
TEXAS CLASS (XXXX0002)	03/22/2017		0.11 %	2,429,528.10	Series 2017
Checking Account(s)					
BBVA USA-CHECKING (XXXX7755)			0.10 %	300.00	Checking Account
Totals for Capital Projects Fund:				\$2,429,828.10	
Fund: Debt Service					
Certificates of Deposit					
FRONTIER BANK - DEBT (XXXX2636)	11/03/2020	08/30/2021	0.40 %	240,000.00	
THIRD COAST BANK-DEBT (XXXX6273)	09/21/2020	09/21/2021	0.75 %	240,000.00	
SOUTH STAR BANK-DEBT (XXXX0072)	09/19/2020	09/22/2021	0.60 %	240,000.00	
PIONEER BANK-DEBT (XXXX2151)	03/19/2021	03/19/2022	0.29 %	240,000.00	
Money Market Funds					
BBVA USA-DEBT (XXXX7305)	02/15/2017		0.02 %	1,906.72	
TEXAS CLASS (XXXX0003)	03/22/2017		0.11 %	1,536,490.56	
Totals for Debt Service Fund:				\$2,498,397.28	
Grand total for Harris County MUD No. 109:				\$9,648,181.78	

Harris County MUD 109
Capital Projects Fund Breakdown
 April 20, 2021

Net Proceeds for All Bond Issues

Receipts

Series 2017 - Bond Proceeds	\$12,100,000.00
Series 2017 - Interest Earnings	238,031.23

Disbursements

Series 2017 - Disbursements (Attached)	(9,908,203.13)
--	----------------

Total Cash Balance	\$2,429,828.10
---------------------------	-----------------------

Balances by Account

Checking - Compass Bank (3518)	\$300.00
Series 2017 MM - Texas Class (0002)	2,429,528.10

Total Cash Balance	\$2,429,828.10
---------------------------	-----------------------

Balances by Bond Series

Series 2017 - Bond Proceeds	\$2,429,828.10
-----------------------------	----------------

Total Cash Balance	\$2,429,828.10
---------------------------	-----------------------

Remaining Costs/Surplus By Bond Series

Series 2017 - Remaining Costs	\$1,686,720.37
Proposed Surplus Project - WP 2 Expansion	743,107.73

Total Amount in Remaining Costs	\$2,429,828.10
--	-----------------------

Total Surplus & Interest Balance	\$0.00
---	--------

Total Remaining Costs/Surplus	\$2,429,828.10
--------------------------------------	-----------------------

HARRIS COUNTY MUD 109
\$12,100,000 SERIES 2017
COST COMPARISON

<u>CONSTRUCTION COSTS</u>	<u>USE OF PROCEEDS</u>	<u>ACTUAL COSTS</u>	<u>REMAINING COSTS</u>	<u>VARIANCE (OVER)/UNDER</u>
A. Developer Items				
1. Rivergrove, Section 1 - Water, Wastewater & Drainage	191,360.00	191,359.51	0.00	0.00
2. Rivergrove, Section 2 - Water, Wastewater & Drainage	125,139.00	125,139.00	0.00	0.00
3. Rivergrove, Section 3 - Water, Wastewater & Drainage	353,345.00	353,344.99	0.00	0.00
4. Rivergrove, Section 4 - Water, Wastewater & Drainage	881,359.00	881,359.20	0.00	0.00
5. Rivergrove Drainage Swales	52,480.00	52,479.50	0.00	0.00
6. Rivergrove, Section 5 - Water, Wastewater & Drainage	668,281.00	603,157.27	0.00	65,123.73
7. Rivergrove, Section 6 - Water, Wastewater & Drainage	427,157.00	403,019.99	0.00	24,137.01
8. Rivergrove Clearing and Grubbing, Sections 1 & 2	33,135.00	33,135.00	0.00	0.00
9. Rivergrove Clearing and Grubbing, Section 3	15,524.00	15,524.00	0.00	0.00
10. Rivergrove Clearing and Grubbing, Section 4	20,155.00	20,154.50	0.00	0.00
11. Rivergrove Clearing and Interim Drainage, Sections 5-6	84,391.00	84,391.25	0.00	0.00
12. Kings Lake Estates Section 8 - Water, Wastewater & Drainage	1,851,399.00	1,851,398.80	0.00	0.00
13. Stormwater Pollution Prevention Plans	206,123.00	134,172.92	0.00	71,950.08
14. Geotechnical Reports and Materials Testing	124,233.00	80,105.42	0.00	44,127.58
15. Contingency	109,543.00	58,257.52	0.00	51,285.48
16. Engineering Fees	706,603.00	706,603.00	0.00	0.00
17. Rivergrove Due Diligence	34,023.00	34,023.41	0.00	0.00
Subtotal Developer Items	<u>5,884,250.00</u>	<u>5,627,625.28</u>	<u>0.00</u>	<u>256,623.88</u>
B. District Items				
1. Kings Lake Estates Lift Station No. 2 Improvements	371,240.00	362,689.62	0.00	8,550.38
2. Kings Lake Estates Lift Station No. 3	460,869.00	417,828.05	0.00	43,040.95
3. Water Plant No. 1 Elevated Storage Tank Recoating	500,000.00	500,000.00	0.00	0.00
4. Water Plant No. 2 Elevated Storage Tank Recoating	500,000.00	500,000.00	0.00	0.00
5. Water Plant No. 2 Buildout	1,600,000.00	0.00	1,600,000.00	0.00
6. Contingencies (10% of Items 1, 3-5)	297,124.00	253,400.00	43,724.00	0.00
7. Engineering (20.89% of Items 1-2)	173,812.00	160,240.92	0.00	13,571.08
8. Engineering (15% of Items 3-5)	390,000.00	347,003.63	42,996.37	0.00
Subtotal District Items	<u>4,293,045.00</u>	<u>2,541,162.22</u>	<u>1,686,720.37</u>	<u>65,162.41</u>
TOTAL CONSTRUCTION COSTS	<u>10,177,295.00</u>	<u>8,168,787.50</u>	<u>1,686,720.37</u>	<u>321,786.29</u>
<u>NON-CONSTRUCTION COSTS</u>				
A. Legal Fees	231,000.00	231,000.00	0.00	0.00
B. Fiscal Agent Fees	242,000.00	242,000.00	0.00	0.00
C. Interest				
1. Capitalized Interest (1 year @ 4.50%)	396,191.00	396,191.41	0.00	0.00
2. Developer Interest	383,273.00	383,272.81	0.00	0.19
D. Bond Discount (3.00%)	262,563.00	262,563.40	0.00	0.00
E. Bond Issuance Expenses	28,854.00	28,854.00	0.00	0.00
F. Attorney General Fee	9,500.00	9,500.00	0.00	0.00
G. TCEQ Bond Issuance Fee	30,250.00	30,250.00	0.00	0.00
H. Bond Application Report Cost	45,000.00	45,000.00	0.00	0.00
I. Rivergrove Studies	45,328.00	45,328.00	0.00	0.00
J. Contingency	248,746.00	65,456.01	0.00	183,289.99
TOTAL NON-CONSTRUCTION COSTS	<u>1,922,705.00</u>	<u>1,739,415.63</u>	<u>0.00</u>	<u>183,290.18</u>
TOTAL BOND ISSUE REQUIREMENT	<u>12,100,000.00</u>	<u>9,908,203.13</u>	<u>1,686,720.37</u>	<u>505,076.47</u>
			Interest Earned	238,031.23
			Total Surplus & Interest	743,107.73
			Total Remaining Bond Funds	2,429,828.10

Harris County MUD No 109 - GOF
Actual vs. Budget Comparison

March 2021

	March 2021			June 2020 - March 2021			Annual Budget	
	Actual	Budget	Over/(Under)	Actual	Budget	Over/(Under)		
Revenues								
14110	Water - Customer Service Revenu	41,118	40,000	1,118	440,427	463,000	(22,573)	559,000
14112	Surface Water - Reserve	88,423	78,000	10,423	959,826	926,000	33,826	1,116,000
14140	Connection Fees	475	2,167	(1,692)	7,950	21,667	(13,717)	26,000
14150	Tap Connections	0	0	0	0	0	0	31,650
14210	Sewer - Customer Service Fee	52,612	53,500	(888)	528,832	535,000	(6,168)	642,000
14220	Inspection Fees	761	2,000	(1,239)	7,640	20,000	(12,360)	24,000
14310	Penalties & Interest	0	6,750	(6,750)	1,139	67,500	(66,361)	81,000
14330	Miscellaneous Income	0	100	(100)	2,424	1,000	1,424	1,200
14340	COH Rebate	7,490	5,917	1,573	69,376	59,167	10,209	71,000
14350	Maintenance Tax Collections	0	0	0	1,053,929	1,004,500	49,429	1,004,500
14370	Interest Earned on Temp. Invest	4,971	3,664	1,307	48,926	36,638	12,288	43,965
14380	Interest Earned on Checking	72	50	22	376	500	(124)	600
14650	Water Sales to HC 151	941	700	241	8,570	7,000	1,570	8,400
Total Revenues		196,864	192,847	4,017	3,129,416	3,141,971	(12,555)	3,609,315
Expenditures								
16010	Operations - Water	6,959	6,942	17	69,267	69,417	(149)	83,300
16030	Operations - Sewer	2,298	2,292	7	22,844	22,917	(73)	27,500
16110	Tap Connection Expense	0	0	0	0	0	0	15,825
16120	Surface Water Fee	89,543	78,000	11,543	1,077,880	926,000	151,880	1,116,000
16130	Maintenance & Repairs - Water	34,019	39,217	(5,197)	350,230	392,167	(41,937)	470,600
16140	Chemicals - Water	1,541	2,242	(701)	33,837	22,417	11,420	26,900
16150	Laboratory Expense - Water	315	417	(102)	3,240	4,167	(927)	5,000
16160	Utilities	7,885	8,350	(465)	92,204	83,500	8,704	100,200
16180	Reconnections	560	892	(332)	6,250	8,917	(2,667)	10,700
16190	Disconnect Expense	0	283	(283)	60	2,833	(2,773)	3,400
16200	Mowing - Water	1,543	1,067	476	12,159	10,667	1,492	12,800
16210	Inspection Expense	0	1,033	(1,033)	840	10,333	(9,494)	12,400
16220	Purchase Sewer Service	42,769	34,237	8,532	428,887	342,373	86,514	410,848
16230	Maintenance & Repairs - Sewer	15,558	19,367	(3,808)	184,693	193,667	(8,974)	232,400
16240	Chemicals - Sewer	116	0	116	887	0	887	0
16250	Lab Fees - Sewer	0	167	(167)	1,704	1,667	38	2,000
16280	Mowing - Sewer	1,387	1,067	320	11,067	10,667	400	12,800
16320	Arbitrage Expense	0	0	0	3,350	3,250	100	3,250
16327	TCEQ Fees	0	0	0	3,369	3,500	(131)	3,500
16330	Legal Fees	4,550	4,167	383	42,830	41,667	1,163	50,000
16340	Auditing Fees	0	0	0	16,250	15,900	350	15,900
16350	Engineering Fees	7,656	6,667	989	62,118	66,667	(4,548)	80,000
16354	GIS Expense	0	167	(167)	0	1,667	(1,667)	2,000
16360	Garbage Expense	197	267	(70)	3,374	2,667	708	3,200
16380	Permit Expense	0	0	0	7,017	7,200	(183)	7,200
16390	Telephone Expense	878	850	28	8,556	8,500	56	10,200
16420	Service Account Collection	2,356	2,217	139	20,488	22,167	(1,679)	26,600
16430	Bookkeeping Fees	2,494	2,400	94	27,449	27,300	149	33,500
16460	Printing & Office Supplies	2,115	2,408	(293)	24,492	24,083	408	28,900
16470	Filing Fees	0	8	(8)	0	83	(83)	100
16480	Delivery Expense	6	33	(27)	96	333	(238)	400
16520	Postage	158	2,583	(2,425)	25,019	25,833	(815)	31,000
16530	Insurance & Surety Bond	0	0	0	0	0	0	30,400
16540	Travel Expense	0	183	(183)	57	1,833	(1,776)	2,200
16550	Website Expense	0	0	0	563	600	(38)	900
16560	Miscellaneous Expense	247	567	(319)	3,151	5,667	(2,516)	6,800

Harris County MUD No 109 - GOF
 Actual vs. Budget Comparison

March 2021

	March 2021			June 2020 - March 2021			Annual Budget	
	Actual	Budget	Over/(Under)	Actual	Budget	Over/(Under)		
Expenditures								
16570	AWBD Expense	1,724	1,700	24	4,444	4,400	44	7,800
16580	Bank Fees	19	19	0	181	192	(11)	230
16590	Security Monitoring	205	1,792	(1,587)	13,489	17,917	(4,428)	21,500
16592	Security Patrol Expense	12,395	12,092	303	121,225	120,917	308	145,100
16600	Payroll Expenses	1,776	1,858	(82)	20,669	18,583	2,086	22,300
Total Expenditures		241,268	235,548	5,720	2,704,234	2,522,632	181,603	3,075,653
Other Revenues								
14100	Transfer From Construction	0	0	0	97,450	55,900	41,550	55,900
14720	Transfer from Operating Reserve	0	0	0	0	0	0	1,433,720
Total Other Revenues		0	0	0	97,450	55,900	41,550	1,489,620
Other Expenditures								
17000	Capital Outlay	1,481	1,500	(19)	86,594	86,200	394	2,023,282
17010	Capital Outlay - Barents Dr L/S	0	0	0	16,232	0	16,232	0
Total Other Expenditures		1,481	1,500	(19)	102,826	86,200	16,626	2,023,282
Excess Revenues (Expenditures)		(\$45,885)	(\$44,201)	(\$1,684)	\$419,805	\$589,039	(\$169,234)	\$0

Balance Sheet

As of March 31, 2021

Mar 31, 21

ASSETS

Current Assets

Checking/Savings

	280,137
<hr/>	
Total Checking/Savings	280,137

Other Current Assets

	4,679,461
<hr/>	
Total Other Current Assets	5,746,335

	210,466
<hr/>	
Total Current Assets	6,026,471

	59,522
<hr/>	
Total Other Current Assets	5,746,335

	25,896
<hr/>	
Total Current Assets	6,026,471

	19,202
<hr/>	
Total Current Assets	6,026,471

	494,203
<hr/>	
Total Current Assets	6,026,471

	257,585
<hr/>	
Total Current Assets	6,026,471

TOTAL ASSETS

LIABILITIES & EQUITY

Liabilities

Current Liabilities

Accounts Payable

	161,814
<hr/>	
Total Accounts Payable	161,814

Other Current Liabilities

	59,522
<hr/>	
Total Other Current Liabilities	297,472

	964
<hr/>	
Total Other Current Liabilities	297,472

	266,681
<hr/>	
Total Other Current Liabilities	297,472

	1,358
<hr/>	
Total Other Current Liabilities	297,472

	7,191
<hr/>	
Total Other Current Liabilities	297,472

	(23,132)
<hr/>	
Total Other Current Liabilities	297,472

	(15,111)
<hr/>	
Total Other Current Liabilities	297,472

Total Liabilities

Equity

	5,147,380
<hr/>	
Total Equity	5,567,185

	419,805
<hr/>	
Total Equity	5,567,185

TOTAL LIABILITIES & EQUITY

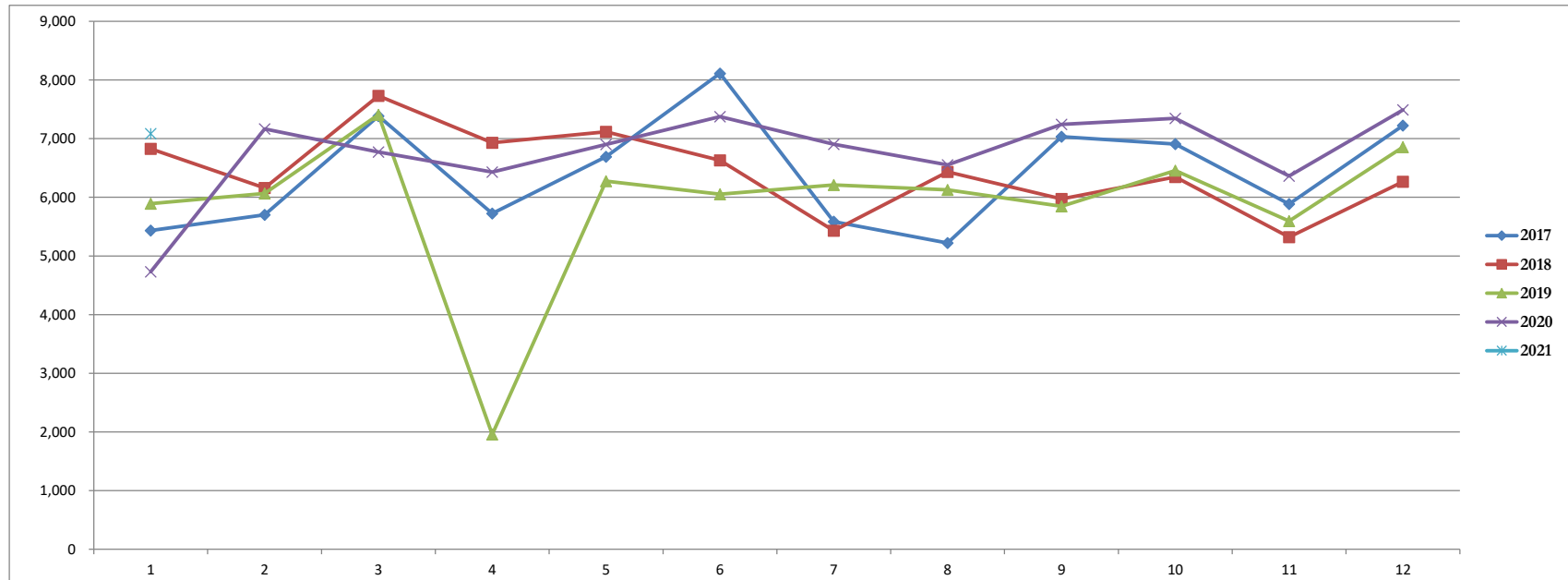
District Debt Service Payments

04/01/2021 - 04/01/2022

Paying Agent	Series	Date Due	Date Paid	Principal	Interest	Total Due
Debt Service Payment Due 04/01/2021						
Bank of New York	2011 - Refunding	04/01/2021	03/31/2021	0.00	40,500.00	40,500.00
Bank of New York	2013 - Refunding	04/01/2021	03/31/2021	0.00	61,625.00	61,625.00
Regions Bank	2015 - Refunding	04/01/2021	03/31/2021	0.00	72,122.40	72,122.40
Bank of New York	2017 - WS&D	04/01/2021	03/31/2021	0.00	190,171.89	190,171.89
		Total Due 04/01/2021		0.00	364,419.29	364,419.29
Debt Service Payment Due 10/01/2021						
Bank of New York	2011 - Refunding	10/01/2021		580,000.00	40,500.00	620,500.00
Bank of New York	2013 - Refunding	10/01/2021		105,000.00	61,625.00	166,625.00
Regions Bank	2015 - Refunding	10/01/2021		70,000.00	72,122.40	142,122.40
Bank of New York	2017 - WS&D	10/01/2021		380,000.00	190,171.88	570,171.88
		Total Due 10/01/2021		1,135,000.00	364,419.28	1,499,419.28
Debt Service Payment Due 04/01/2022						
Bank of New York	2011 - Refunding	04/01/2022		0.00	28,900.00	28,900.00
Bank of New York	2013 - Refunding	04/01/2022		0.00	60,181.25	60,181.25
Regions Bank	2015 - Refunding	04/01/2022		0.00	71,215.50	71,215.50
Bank of New York	2017 - WS&D	04/01/2022		0.00	186,371.88	186,371.88
		Total Due 04/01/2022		0.00	346,668.63	346,668.63
		District Total		\$1,135,000.00	\$1,075,507.20	\$2,210,507.20

Harris County MUD No. 109 Sales Tax Revenue History

Year	January	February	March	April	May	June	July	August	September	October	November	December	Total
2017	5,434	5,703	7,385	5,723	6,692	8,112	5,584	5,221	7,033	6,909	5,885	7,225	76,905
2018	6,828	6,158	7,730	6,930	7,116	6,632	5,430	6,434	5,972	6,345	5,322	6,267	77,163
2019	5,893	6,065	7,408	1,957	6,274	6,053	6,211	6,128	5,846	6,457	5,596	6,855	70,743
2020	4,731	7,165	6,772	6,430	6,900	7,374	6,906	6,552	7,243	7,347	6,362	7,490	81,272
2021	7,086												7,086
Total	\$39,272	\$34,261	\$42,197	\$28,020	\$32,942	\$47,711	\$34,503	\$35,639	\$39,172	\$39,324	\$33,581	\$39,452	\$446,075



**Harris County MUD 109
Cash Flow Forecast**

	<u>May-22</u>	<u>May-23</u>	<u>May-24</u>	<u>May-25</u>	<u>May-26</u>
Assessed Value	\$659,797,320	\$659,797,320	\$659,797,320	\$659,797,320	\$659,797,320
Maintenance Tax Rate	\$0.1650	\$0.1650	\$0.1650	\$0.1650	\$0.1650
Maintenance Tax	\$1,066,892	\$1,066,892	\$1,066,892	\$1,066,892	\$1,066,892
% Change in Water Rate		1.00%	1.00%	1.00%	1.00%
% Change in Sewer Rate		3.00%	3.00%	3.00%	3.00%
% Change in NHCRWA		10.00%	10.00%	10.00%	10.00%
% Change in Expenses		5.00%	5.00%	5.00%	5.00%
Beginning Cash Balance	\$4,722,573	\$4,167,444	\$3,816,504	\$3,382,531	\$2,950,281
<u>Revenues</u>					
Maintenance Tax	\$1,066,892	\$1,066,892	\$1,066,892	\$1,066,892	\$1,066,892
Water Revenue	535,700	541,057	546,468	551,932	557,452
Sewer Revenue	640,900	660,127	679,931	700,329	721,339
NHCRWA Revenue	1,207,300	1,380,041	1,518,045	1,669,850	1,836,835
Additional Revenue	145,589	152,868	160,512	168,537	176,964
	<u>\$3,596,381</u>	<u>\$3,800,986</u>	<u>\$3,971,848</u>	<u>\$4,157,541</u>	<u>\$4,359,482</u>
<u>Expenses</u>					
NHCRWA Expense	\$1,341,800	\$1,475,980	\$1,623,578	\$1,785,936	\$1,964,529
Other Expenses	2,024,710	2,125,946	2,232,243	2,343,855	2,461,048
	<u>\$3,366,510</u>	<u>\$3,601,926</u>	<u>\$3,855,821</u>	<u>\$4,129,791</u>	<u>\$4,425,577</u>
Net Surplus	\$229,871	\$199,061	\$116,027	\$27,750	(\$66,095)
<u>Other Revenues/Expenses</u>					
WP 1 Booster Pump Improvements	\$100,000	\$0	\$0	\$0	\$0
WP 1 Well Rehab & Motor Replacement	0	0	200,000	0	0
WP 1 Electrical Control Improvements	0	0	250,000	210,000	0
WP 1 GST 1 Replacement	0	250,000	0	0	0
WP 2 Expansion	0	0	0	0	0
WP 2 Well Rehab & Motor Replacement	0	0	0	200,000	0
Lift Station No. 1	205,000	0	0	0	0
Lift Station No. 3	125,000	0	0	0	0
Lift Station No. 5	115,000	0	0	0	0
Barents Dr Lift Station No. 6	0	0	0	0	0
HC 46 Water Interconnect	0	0	50,000	0	0
FM 1960 Utility Relocation	0	0	0	0	0
Manholes Valve Rehab	0	250,000	0	0	0
Manholes Survey	120,000	0	0	0	0
Water Valve Survey	70,000	0	0	0	0
Capital Outlay - AJOB	50,000	50,000	50,000	50,000	50,000
Transfer from Construction Fund	0	0	0	0	0
	<u>\$785,000</u>	<u>\$550,000</u>	<u>\$550,000</u>	<u>\$460,000</u>	<u>\$50,000</u>
Construction Surplus	\$0	\$0	\$0	\$0	\$0
Ending Cash Balance	<u>\$4,167,444</u>	<u>\$3,816,504</u>	<u>\$3,382,531</u>	<u>\$2,950,281</u>	<u>\$2,834,186</u>
Operating Reserve % of Exp <i>(Ideal is at least 100%)</i>	123.79%	105.96%	87.73%	71.44%	64.04%
Remaining Bonding Capacity - \$12,950,000					

Harris County MUD No. 109

2021 AWBD Annual Conference
Thursday, June 17 - Saturday, June 19, 2021
San Antonio, TX

DIRECTOR		CONFERENCE REGISTRATION		ADVANCE	PRIOR CONFERENCE EXPENSES
Name	Attending	Online	Paid	Paid	Paid
Cheryl Moore	Yes	Yes	Yes		Yes
Chris Green	Yes	Yes	Yes		Yes
Nancy Frank	Yes	Yes	Yes		Yes
Owen Parker					Yes
Robin Sulpizio	Yes	Yes	Yes		Yes

Note: Register on-line www.awbd-tx.org (For log in assistance, contact Taylor Cavnar: tcavnar@awbd-tx.org)
 This page only confirms registration for the conference, not hotel registrations.
 All hotel reservations are the sole responsibility of each attendee.
 Your conference registration confirmation will contain a housing reservation request web link.
 The link will require the registration number from your conference registration before you can reserve a room.
 All requests for an advance of funds must be sent via email to the bookkeeper within 30 days of conference.

REGISTRATION DATES: TBD

CANCELLATION POLICY:
 All cancellations must be made in writing.

HOUSING INFORMATION:
 Hotel reservations are only available to attendees who are registered with AWBD-TX for the Conference.
 If you have any questions, please contact Taylor Cavnar at (281) 350-7090.

Harris County MUD No. 109 - GOF
Proposed Budget
FYE 5/31/2022

	10 Month Actuals	12 Month Annualized	FYE 2021 Adopted	FYE 2022 Proposed
Ordinary Income/Expense				
Income				
14110 · Water - Customer Service Revenue	\$440,427	\$530,427	\$559,000	\$535,700
14112 · Surface Water - Reserve	959,826	1,149,826	1,116,000	1,207,300
14140 · Connection Fees	7,950	9,540	26,000	9,600
14150 · Tap Connections	0	0	31,650	15,000
14210 · Sewer - Customer Service Fee	528,832	634,599	642,000	640,900
14220 · Inspection Fees	7,640	9,168	24,000	9,300
14310 · Penalties & Interest	1,139	1,367	81,000	1,400
14330 · Miscellaneous Income	2,424	2,444	1,200	1,200
14340 · COH Rebate	69,376	83,251	71,000	84,100
14350 · Maintenance Tax Collections	1,053,929	1,053,929	1,004,500	1,066,892
14370 · Interest Earned on Temp. Invest	48,926	58,711	43,965	14,169
14380 · Interest Earned on Checking	376	451	600	500
14650 · Water Sales to HC 151	8,570	10,470	8,400	10,320
Total Income	\$3,129,416	\$3,544,183	\$3,609,315	\$3,596,381
Expense				
16010 · Operations - Water	\$63,569	\$76,282	\$83,300	\$83,300
16030 · Operations - Sewer	22,844	27,413	27,500	27,700
16110 · Tap Connection Expense	0	0	15,825	7,000
16120 · Surface Water Fee	1,077,880	1,277,880	1,116,000	1,341,800
16130 · Maintenance & Repairs - Water	355,929	427,114	470,600	431,400
16140 · Chemicals - Water	33,837	40,604	26,900	41,000
16150 · Laboratory Expense - Water	3,240	3,888	5,000	3,900
16160 · Utilities	92,204	110,645	100,200	111,800
16180 · Reconnections	6,250	7,500	10,700	7,600
16190 · Disconnect Expense	60	72	3,400	100
16200 · Mowing - Water	12,159	14,591	12,800	14,700
16210 · Inspection Expense	840	1,008	12,400	1,000
16220 · Purchase Sewer Service	428,887	514,487	410,848	519,600
16230 · Maintenance & Repairs - Sewer	184,693	221,631	232,400	223,800
16240 · Chemicals - Sewer	887	1,065	0	1,100
16250 · Lab Fees - Sewer	1,704	2,045	2,000	2,100
16280 · Mowing - Sewer	11,067	13,280	12,800	13,400
16320 · Arbitrage Expense	3,350	3,350	3,250	3,250
16327 · TCEQ Fees	3,369	3,369	3,500	3,400
16330 · Legal Fees	42,830	51,396	50,000	50,000
16340 · Auditing Fees	16,250	16,250	15,900	16,400
16350 · Engineering Fees	62,118	74,542	80,000	80,000
16354 · GIS Expense	0	0	2,000	2,000
16360 · Garbage Expense	3,374	4,049	3,200	4,100
16370 · Election Expense	0	0	0	10,000
16380 · Permit Expense	7,017	7,017	7,200	7,200
16390 · Telephone Expense	8,556	10,267	10,200	10,400
16420 · Service Account Collection	20,488	24,586	26,600	24,800
16430 · Bookkeeping Fees	24,955	29,946	33,500	33,500
16460 · Printing & Office Supplies	24,438	29,326	28,900	29,600
16470 · Filing Fees	0	0	100	0
16480 · Delivery Expense	90	108	400	100
16520 · Postage	24,974	29,969	31,000	30,300
16530 · Insurance & Surety Bond	0	30,400	30,400	30,700
16540 · Travel Expense	57	69	2,200	100
16550 · Website Expense	563	675	900	700
16560 · Miscellaneous Expense	3,133	3,759	6,800	3,800
16570 · AWBD Expense	4,444	4,444	7,800	4,500
16580 · Bank Fees	181	217	230	220
16590 · Security Monitoring	13,489	16,186	21,500	16,300
16592 · Security Patrol Expense	121,225	146,015	145,100	148,740
16600 · Payroll Expenses	20,669	24,803	22,300	25,100
Total Expense	\$2,701,618	\$3,250,247	\$3,075,653	\$3,366,510
Net Ordinary Surplus / (Deficit)	\$427,797	\$293,936	\$533,662	\$229,871
Other Income/Expense				
Other Income				
14100 · Transfer from Construction	\$97,450	\$97,450	\$55,900	\$0
14720 · Transfer from Operating Reserve	0	0	1,433,720	1,370,129
Total Other Income	\$97,450	\$97,450	\$1,489,620	\$1,370,129
Other Expense				
17000 · Capital Outlay	\$86,594	\$94,466	\$2,023,282	\$1,600,000
17010 · Capital Outlay - Barents Dr L/S	16,232	0	0	0
Total Other Expense	\$102,826	\$94,466	\$2,023,282	\$1,600,000
Net Other Income/Expense	(\$5,376)	\$2,984	(\$533,662)	(\$229,871)
Net Income	\$422,421	\$296,920	\$0	\$0



ENGINEERING REPORT

April 19, 2021

To: Harris County MUD No. 109 Board of Directors

From: Bill Kotlan, P.E.
District Engineer

6. Review Engineer's Report, including approval of pay estimates, authorization of change orders to pending construction contracts, and authorization of capacity commitments:

a. American Water Infrastructure Act (2018): A Draft Risk Assessment Summary Report has been prepared and is attached for review. Several items are highlighted in the report that still need to be determined prior to finalization. We will seek input from other consultants to finalize the report this month.

b. Stormwater Quality Permit Renewals: All stormwater quality permits have been combined into a master permit and have been approved.

c. Utility Relocations related to FM 1960 Widening: Update

We have received the fully executed SUA agreement. The contractor has still not started construction on the utility relocations.

d. Water Plant No. 2 Expansion

We are in the process of getting contracts executed and expect to issue a Notice to Proceed this month.

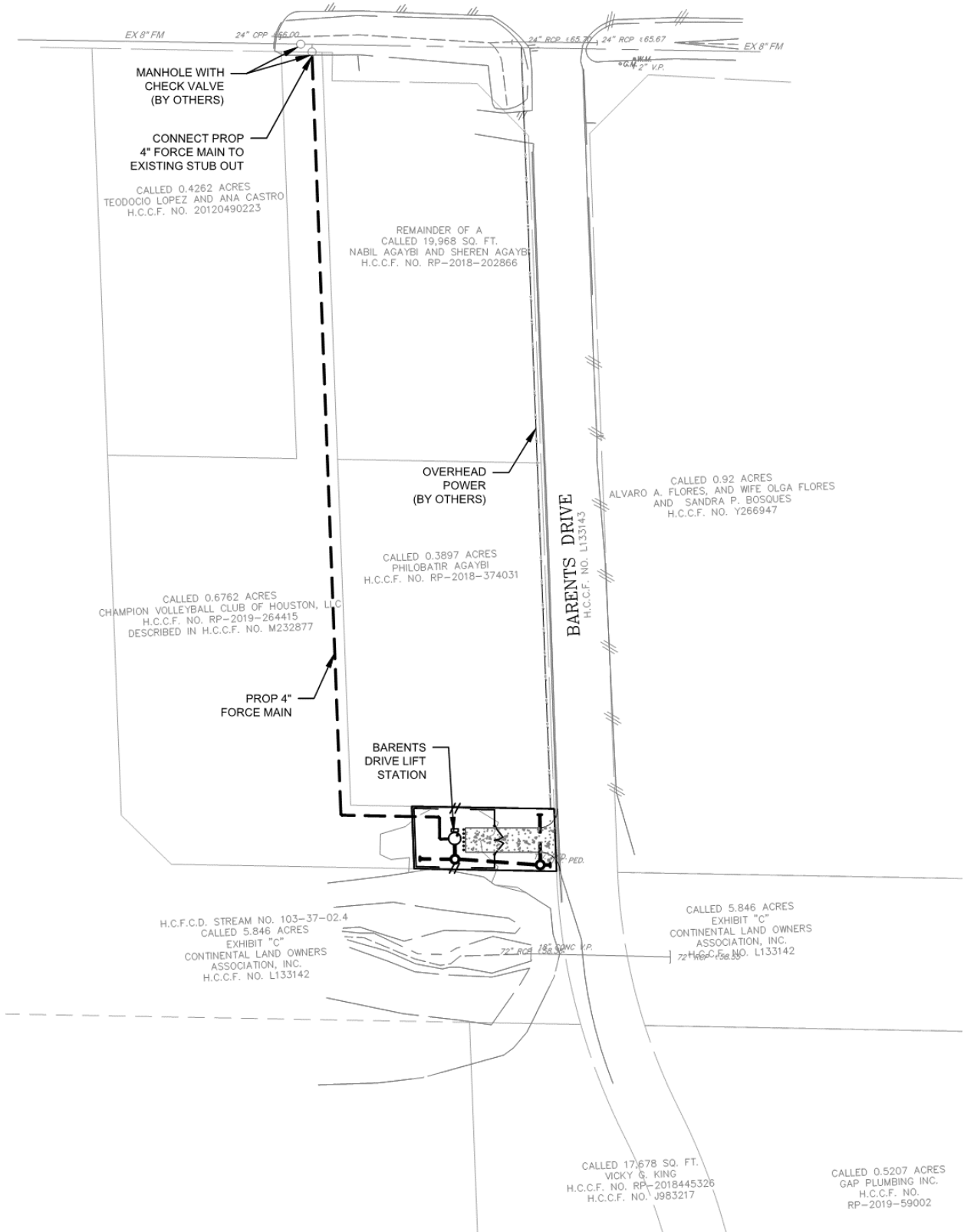
e. Barents Drive Lift Station

We request permission to contact Champion Volleyball Club of Houston to acquire an easement for the force main from the Lift Station to FM 1960.

Action Item: Authorize BGE to seek an easement on behalf of the District from Champion Volleyball Club of Houston for a sanitary sewer force main.

FM. 1960

R.O.W. VAIRIES
 VOL. 1017, PG. 506 H.C.D.R.
 H.C.C.F. NO. RP-2018-570405
 H.C.C.F. NO. RP-2019-192599



f. Water Line Extension (Annexation 11)

Project in design.

g. Wastewater Treatment Plant

Working on design of wastewater rehabilitation project.

h. Developer's Report: No Update


i. Capacity Commitments (Annexation 12):

i. Teo Lopez (Country Scramble): No change this month.

ii. Shawn Gilbert service request: No change this month.

j. 19715 Oak Branch Court

A water line in the side lot adjacent to the referenced home may have broken during the freeze. The conditions around the house on both sides are that the yard is saturated and soggy. As a result of the situation and after water testing and investigation, the District has disconnected the side lot water line on both sides and abandoned it in place. The homeowner is claiming that there is damage to his foundation, driveway and possibly a mold issue as a result. We are continuing to communicate with the homeowner regarding their concerns.



Mar 18, 2021 10:40:59 AM
19723 Oak Branch Court
Humble
Harris County
Texas

WWWMS, INC.
HARRIS COUNTY MUD # 109
OPERATIONS REPORT
Tuesday, April 20, 2021

BILLING AND COLLECTION RECAP:

DEPOSITED IN YOUR ACCOUNT LAST MONTH:

Period Ending:	Mar-21
Deposit:	\$ 4,500.00
Penalty:	\$ 27.85
Water:	\$ 50,602.11
Sewer:	\$ 52,080.35
Inspection:	\$ 961.00
Voluntary Fire & EMS:	\$ -
Misc:	\$ 783.20
NHCRWA:	\$ 74,785.08
Reconnect:	\$ -
NSF Fee:	\$ 99.30
Total Collections:	\$ 183,838.89

CURRENT BILLING:

Period Ending:	Apr-21
Deposit:	\$ -
Penalty:	\$ -
Water:	\$ 41,502.61
Sewer:	\$ 52,999.18
Inspection:	\$ 761.00
Voluntary Fire & EMS:	\$ -
Misc:	\$ -
NHCRWA:	\$ 86,105.32
Total Billing:	\$ 181,368.11

CUSTOMER AGED RECEIVABLES:

30 Day	18%	\$ 32,765.87
60 Day	5%	\$ 8,253.39
90 Day	1%	\$ 1,638.30
120 Day	5%	\$ 8,857.95
Overpayments		\$ (9,570.25)
Total Receivables:		\$ 41,945.26

HGCSO PERIOD: 3/1/21 THRU 3/31/21

Period 6/1/20 thru 5/31/21

MONTHLY TOTAL

Gallons Authorized:	450.000	MG
Current Month Produced:	23.992	MG
Cum. Gallons Produced:	279.331	MG
Auth. Gallons Remaining:	170.669	MG
Avg. Gallons Per Month:	27.933	MG
Permit Months Remaining:	2	

WATER PLANT OPERATIONS:

Period: 3/1/2021 thru 3/31/2021

MONTHLY TOTAL

Production:	23.992	MG
Amount Purchased:	0.000	MG
Total Amount:	23.992	MG
Consumption: (Billed)	19.792	MG
Accounted for Maint. (Flushing)	1.500	MG
Est. Amt. Sold to HC MUD 151	0.800	MG
Total:	22.092	MG
Daily Average Production:	0.852	MG
Percent Accounted For:	92.08%	

NEW METER INSTALLATIONS:

Residential:	0
Commercial:	0
Total:	0

CONNECTION COUNT:

Residential:	2990
Commercial:	107
Clubs/Schools:	1
Irrigation:	19
Vacant:	35
Builders:	23
Vacation:	0
No Bill:	7
	3182
New Finals and Transfers	-35
	3147

ACCOUNTS SENT TO COLLECTIONS:

Total of (0)

HARRIS COUNTY MUD #109
ACTIVITY REPORT
April 20, 2021

Item 1: Attached Reports are listed as follows:

- a.) Accounts turned over to collections.
- b.) Historical data on water production report.
- c.) NHCRWA Pumpage and Billing report for MARCH 2021
- d.) Billing / Recap Summary Report

Item 2: District

- a.) Scheduled to inspect and flush fire hydrants next month (May 2021)
- b.) COMPLETED:
 - Water Loss Audit
 - Water Use Survey
 - First Quarter DLQOR (Disinfectant Level Quarterly Operating Report)

Item 3: Lift Station 1, 2, 3, 4 & 5

- a.) Recommend to clean out all lift station wet wells due to accumulation of grease and rags.

- b.) Lift Station #2 **ACTION ITEM**
 - Need approval to replace defective muffler on generator **\$4,797.86**
 - (See attached Generator Service estimate)

Item 4: Resident Letters

- a.) 5927 Rivergrove Bend Dr. - Customer requesting Dec. 2020 bill be waived due to accidentally running over his own meter box.
- b.) 5103 - 5137 FM 1960 East - Customer requesting adjustment due to leak.
- c.) 41 Kingslake Estates Blvd. - Customer requesting NHCRWA fee be waived.

Item 5: Cut off report

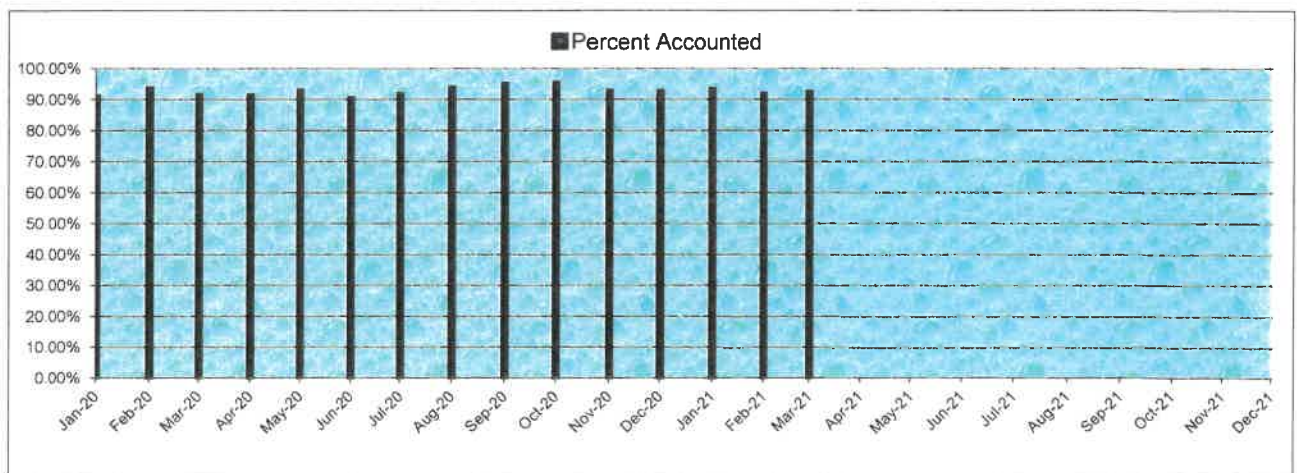
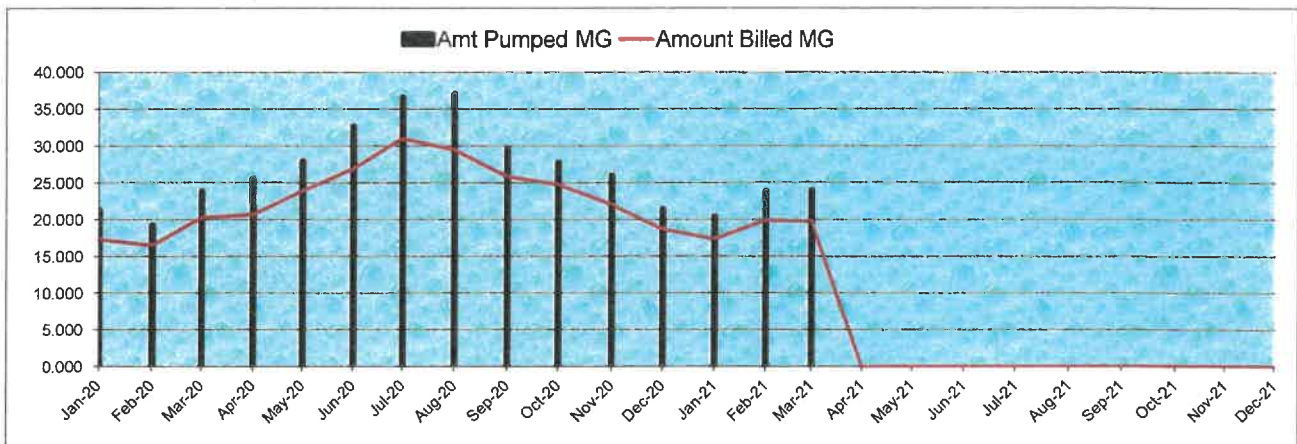
- a.) Approve cut off list and date.
REMINDER **
Judge Hidalgo's letter regarding suspending termination and waiving new late payment charges is effective until at least April 30th, 2021.

HARRIS COUNTY MUD #109

WATER PRODUCTION REPORT

April 20, 2021

Month /Year	Amt Pumped MG	Amt Billed MG	Maint MG	Purchased MG	Amount HC 151	Total Amount	Percent Accounted
Jan-20	21.299	17.314	2.000	0.000	0.000	19.314	90.68%
Feb-20	19.261	16.555	1.400	0.000	0.000	17.955	93.22%
Mar-20	23.874	20.258	1.500	0.000	0.000	21.758	91.14%
Apr-20	25.520	20.707	2.500	0.000	0.000	23.207	90.94%
May-20	27.986	23.889	2.000	0.000	0.000	25.889	92.51%
Jun-20	32.674	26.918	2.000	0.000	0.500	29.418	90.03%
Jul-20	36.621	30.975	1.850	0.000	0.650	33.475	91.41%
Aug-20	37.007	29.477	4.500	0.000	0.600	34.557	93.38%
Sep-20	29.538	25.826	1.200	0.000	0.945	27.971	94.69%
Oct-20	27.800	24.755	1.000	0.000	0.650	26.405	94.98%
Nov-20	25.948	22.039	1.000	0.000	0.945	23.984	92.43%
Dec-20	21.410	18.681	0.500	0.000	0.590	19.771	92.34%
Jan-21	20.464	17.381	0.650	0.000	1.000	19.031	93.00%
Feb-21	23.857	19.921	1.200	0.000	0.700	21.821	91.47%
Mar-21	23.992	19.792	1.500	0.000	0.800	22.092	92.08%
Apr-21							
May-21							
Jun-21							
Jul-21							
Aug-21							
Sep-21							
Oct-21							
Nov-21							
Dec-21							
Total	397.251	334.488	24.800	0.000	7.380	366.648	1384.30%
Average	26.483	22.299	1.653	0.000	0.492	24.443	92.29%



NORTH HARRIS COUNTY REGIONAL WATER AUTHORITY
Groundwater and/or Surface Water Reporting and Billing Form - 2021
 Report filed online <http://oprs.nhcrwa.com>

Name of Well Owner or Recipient of Surface Water: Harris County MUD 109

Billing period for which the report is being filed

Billing Period	Rate per 1,000 gallons	Due Date
March 01-31, 2021	\$4.25 groundwater \$4.70 surface water	May 18, 2021

Gallons of Groundwater Pumped for Billing Period

	Start Meter Reading	End Meter Reading	Total
Well #2083	248,528 x1000	251,043 x1000	2,515,000
Well #4448	819,147 x1000	840,586 x1000	21,439,000
Adjustment			0

Water imported from outside NHCRWA

Imported water Meter reading:	Source:			
	x	x		0

Miscellaneous water (not billed)

Other entity	Water Type	Direction	Amount
	Groundwater	Out	

1	Enter total gallons of groundwater pumped and/or imported	23,954,000
2	Divide by 1000	23,954
3	Total groundwater fee due (multiply line 2 x \$4.25)	\$101,804.50
4	Enter total gallons of surface water received	0
5	Divide by 1000	0
6	Total surface water fee due (multiply line 5 x \$4.70)	\$0.00
7	Deduct 2003 Capital Contribution Credit amount, if applicable	(\$12,261.25)
8	Deduct 2005 Capital Contribution Credit amount, if applicable	(\$0.00)
9	Deduct 2008 Capital Contribution Credit amount, if applicable	(\$0.00)
10	Deduct Chloramination System Credit or other asset credit, if applicable	(\$0.00)
11	Other Credits:	(\$0.00)
12	Total due	\$89,543.25

If your payment is received late, the Authority will send you an invoice for the late fees set forth in the Rate Order.

I declare that the above information is true and correct to the best of my knowledge and belief.

Date: April 06, 2021

Signed: 

Name: Paul Villarreal

Title: Operator

Make check payable to:

North Harris County Regional Water Authority; Dept. 35, P.O. Box 4346 Houston, Texas 77210-4346

Please mail this form with the payment or fax to 281-440-4104, phone: 281-440-3924

[Click here](#) to return to the Home Page.

Generator Service

4208 West Timber Cut Court
 Pearland, TX 77584

Phone # 713 591 9822 generatorservice45@yahoo.com

Estimate

Date	Estimate #
2/14/2021	1013140

Name / Address
Harris County All Mud 109 Sewer Lift Station 2 Artesian Way Atascasita, Tx.

			Project
Description	Qty	Rate	Total
This is for all exhaust components less a couple mounting brackets and a shield plate near the muffler Generac 80kW / V-10 Ford Engine SN - 2091421 Model - 7501750100 Total Price: \$4,997.85 labor included Includes: Exhaust Manifold Gaskets Exhaust Manifolds (and new stainless mounting bolts and washers) Ring Gaskets Exhaust Piping Exhaust Flex Pipe Connectors U-Bolt Exhaust Clamps (includes hardware) Heat Shield Plates for Exhaust Manifolds Muffler Rain Cap Muffler Band Clamps Most of the items showed in stock at the factory	1	4,797.86	4,797.86
Total			\$4,797.86

SECOND AMENDMENT TO THE LEASE AGREEMENT BETWEEN HARRIS COUNTY
MUNICIPAL UTILITY DISTRICT NO. 109 AND INFRAMARK, LLC

This Second Amendment is entered into and effective on _____, 2021 (“Effective Date”) between HARRIS COUNTY MUNICIPAL UTILITY DISTRICT NO. 109 (“District”) and INFRAMARK, LLC (“Inframark”) for the purpose of including certain additional insurance requirements as hereinafter set forth:

WITNESSETH THAT:

WHEREAS, on September 25, 2020, the District and Inframark entered into an agreement for Inframark to lease certain property from the District (hereinafter referred to as the “Lease”);

WHEREAS, on February 21, 2021, the District approved the First Amendment to the Lease to update the District Plant Property identified on Exhibit A; and

WHEREAS, for good and valuable consideration, the Parties agree to amend the Lease to incorporate certain additional insurance coverages set forth in this Second Amendment.

1. Inframark will provide property insurance for the Building at replacement value, and shall be solely responsible for repairing any physical damage of the Building during the Term, regardless of cause of loss, and the District shall be named an additional insured on such coverage;
2. The District shall be granted a Waiver of Subrogation status on the property insurance provided by Inframark for the Leased Property and 1-3 of the required insurance coverages as listed in Article VI Insurance;

IN WITNESS WHEREOF, the Parties have duly executed this Second Amendment effective as of the Effective Date at the top of this Second Amendment.

Harris County Municipal Utility District No. 109

Inframark, LLC

By: _____

By: _____

Title: _____

Title: _____

Printed Name: _____

Printed Name: _____

Date: _____

Date: _____